FEELUX CO.,LTD www.feelux.com

Headquarters 235-48, Gwangjeok-ro, Gwangjeok-myeon, Yangju, Gyeonggi-do, Korea T. +82-70-7780-8200 F. +82-70-7780-8100
Sales office 501 Junggye-1 industrial Complex Nowonro 311, Nowon-gu, Seoul, Korea T. +82-70-7780-8200 F. +82-70-7780-8209 info@feelux.com

FEELUX

2020-2021 FEELUX LED LIGHTING

FEELUX

CHANGE

FEELUX 2020-2021 LED LIGHTING

YOUR LIGHT CHANGE YOUR LIFE

FEELUX



FLX Collection

CONTENTS

About us

- About us
- Feelux Global Network
- Lighting Museum
- Dreaming Tomorrow

SIH(Sun In home) System

- SIH System
- SIH System installation

PRODUCTS

- FLX Collection
- MonoRail Collection
- FLXible Collection
- FLT Track System
- Luxfeel Series
- AC Products
- Dimming System

The Company Leading Emotional Lighting

FEELUX Co. Ltd,.

It is the era of emotional lighting. Do you know that the most comfortable lighting for human's vision is natural light?
All living things react to various ways depends on Sunlight's spectrum characteristics, daily lighting rhythm, and lighting's seasonal changes. Due to this nature, intended usage of psychological effect based on lighting color temperature's change can be used as an instrument to create more comfortable way.
FEELUX is intending to create the most comfortable lighting for human's vision applying natural lights. Emotional lighting products increase human's emotions to top through changing color temperature and brightness based on people's psychological and health condition like sunlight.
Based on this effect, the Working and studying efficiencies get enhanced; quality of life gets enlightened abundantly. emotional lighting is a new lighting culture itself. Now, display human focused-natural lightings using FEELUX's emotional lighting products. At this moment, lighting will change your life.

Feelux Global Network






Feelux Optoelectronic(Shandong) Co., Ltd
Item : Lighting


Sales office
Tel. +82-70-7780-8241 / Fax : +82-2-978-6251


Finance Department
Tel. +82-70-7780-8241 / Fax : +82-2-978-6251


Feelux USA office
Item : Lighting


Feelux China office
Item : Lighting


Feelux Japan office
Item : Lighting

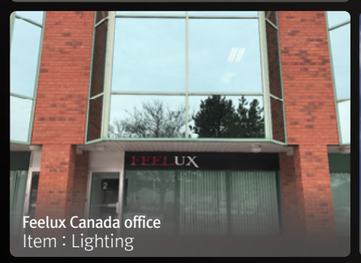

Feelux Canada office
Item : Lighting


Feelux Philippines office
Item : Lighting



Zhejiang Yankon Feelux Co., Ltd.
Item : Lighting

2016~

Acceleration of New Growth

Acquiring "New Growth Engines"
(Entering into New Markets)
Expansion & Stabilization of Global Sales Network

2000~

Growth & Stabilization

Establishing Global Network
Overseas Lighting Market / Development of Patented LED Products
Opening Lighting Museum

1975~

Establishment & Leaping

Establishment of Material & Research Institute
Increasing Investment on Technical Development
Expansion of Manufacturing Facilities

FEELUX

Global FEELUX

History

Selected as a Promising Company in overseas procurement market (G-PASS)	2019
Selected as Outstanding Company for Quality Competitiveness	2018
(11 Years Consecutive, Recipient, Inducted into the hall of fame)	
Entered into Bio Industry	
FEELUX Shanghai Branch office Established	2017
Selected as Outstanding Company for Quality Competitiveness	2016
NDPro – DIVA3 Received Grand Prize, Korean New Technology Innovation Award	
Received Light & Building Design Plus Award, Messe Frankfurt, Germany	
Received First Prize for Electronics & Mechanic Parts, Citizens' Coalition for Economic Justice	2015
Selected as Outstanding Company for Quality Competitiveness	
PolaRail Received Grand Prize, Korean New Technology Innovation Award	
Received Grand Prize, 4th Electronics- ICT Patent Business	2014
Selected for Outstanding Company for Quality Competitiveness	
MonoRail Received Red Dot Award for Product Design	
Received AEO Certification (A Level for Import & Export Affairs)	2013
Received Grand Prize for Good Lighting, Seoul Metropolitan City	
Selected as Outstanding Example for Career Innovation	2012
Selected as Outstanding Working Industrial Place, Gyeong-gi Province	2011
Received Grand Prize, Korean Standard Approval Qualification Award	2010
Selected as Outstanding Company for Quality Competitiveness in Korea	2008
Received Light & Building Design Plus Award, Messe Frankfurt, Germany	
Selected for Outstanding Dimming Control Technology	2007
Received LIF Innovation Award at Las at 2007 Light Fair International	
Received Top Designer's Award at Milano Luce	
Featured & Broadcasted through KBS Program "Creation of Mythology"	2006
Received Minister of Culture & Tourism's Award	2004
Received Presidential Award ,Outstanding Electronic Products Competition	
FEELUX Shandong Research Institute Established	2003
FEELUX Emotional Lighting Experience Center Established	2002
FEELUX China Research Institute Established	2001
China Branch Office Established	1997
Received Export 20 Million USD Award	1996
China Weihai Branch Office Established	1995
Indonesia / Malaysia Branch Office Established	
Acquired ISO 9001 Certification	1992
China Shandong Branch Office Established	1990
Lighting Instrument Research Department Organized	1985
FEELUX Research Institute Established	1984
Received Prime Minister's Award, Korean Electronics Show	
Established as Bo-Am Industries	1975
Bo-Am Electronic Material Research Institute	

BUSINESS SECTOR

Lighting Sector
– Manufacturing lighting fixtures, switches, controllers
Designing, construction, counseling
Supporting & leading lighting culture

Components Sector
– Manufacturing switching trans, inverter, noise filters

FEELUX

Lighting Museum



Christmas Village

Lighting Imaginary Area

The Story of Lighting Science

Children's Lighting Playground

Lighting History's Past, Present, and Future – FEELUX's Lighting Museum

Being the only lighting specialized museum in the Republic of Korea since its establishment in 2004, FEELUX Lighting Museum functions as the center of cultural activities for local community, artists, and the symbol of lighting affairs in society.
Please feel heart-warmly touched in the Lighting Museum.

www.lighting-museum.com

FEELUX

Dreaming Tomorrow

Feelux lighting experience center


Concert & Seminar Hall


Seminar Room


Lounge


Emotional Lighting Experiencing Room

The Space to Study & Experience FEELUX Lighting

Opened on September 26th, 2008, "DREAMING TOMORROW" FEELUX Lighting Experience Center is a complex designed to support lighting studies. The installation provide lectures and experiencing chances on lighting studies for customers, designers, and even for children.
All education for lighting studies will be completed in FEELUX.

FEELUX Lighting Experience Center is the space of emotional lighting. The center provides information how products and technologies of emotional lighting are being placed and used through human society. Sun In Home (SIH) System and FeelMaster System will provide effective control and management of lighting and associated requirements in living space.

“Create & Scene Sunrise & Sunset – The Emotional Lighting”

Sun-In-Home authentically mimics the mood and color of natural light in its progression from dawn through midday, and then on to dusk. Sun In Home (SIH) System is FEELUX’s artificial lighting technology featuring natural lightings, focusing not only on lighting quantity but overall quality as well.
In addition to functioning as practical lighting, SIH System provides human focused lighting scenes like natural sunlight’s sunrise-noon-sunset sequences.
Humanity has lived for tens of thousands years under rhythm of endless lighting temperature changes provided by sun and moonlighting. However, since humanity’s living environment moves from outdoors to indoors, humanity has been depended on practical lightings only.
Now, FEELUX is changing the concept of artificial lighting-FEELUX’s “Sun In Home” System enables to provide and scene natural lightings even at indoors, as more human-focused.
SIH System even can create users-seeking lighting scenes, saving lighting change sequences as users desire.
SIH System creates & scenes sun lighting’s change at indoors, controlling lighting temperatures through 3,000K as minimum to 6,500K as maximum (2,200 to 8,000K for fluorescent lamps).

SIH (Sun In Home) system

SIH(Sun In Home) system
Makes most natural light by Feelux products that follow not only the perfection of lighting it self but also its quality.

SIH(Sun In Home) system
Comes from the idea of interrelating lighting conditions and a person’ s biorhythm.
For instance, cool light increases certain hormones which are known to control our alertness. Consequently, warm light brings less stimulation, but has a positive influence on our mental state, which improves our mood and reduces stress.

SIH(Sun In Home) system
Allows you to produce every Sunlight in the house. From sunrise to sunset, you can easly control color temperature and brightness of Feelux SIH system.



SIH(Sun In Home) system

SIH System Installation





LIVING ROOM

As the central space of house, living room should possess various functions.
As a result, it is recommended to decorate living room with color & lighting to create comfortable, soft, and warm environment.
SIH products can create lighting environment as like natural lights, which will provide surroundings enabling comfortable conversions for family members.





BEDROOM

The bedroom is a space to refresh our energy for tomorrow.
Spending 1/3 of our lives in this space, stable and proper lighting for the bedroom is required.
Application of SIH can provide a relaxed and comfortable atmosphere.



KITCHEN & DINING ROOM

Kitchen & dining room is not only for meal but area for sharing a good taste, communication, and building good relationships
SIH system will change your dining atmosphere, creating comfortable, luxurious, and suitable surroundings.



EDUCATIONAL FACILITY

Changing light depends on each subject's contents can enhance the concentration and efficiency of studying. Light control can provide effectiveness on reducing vision stress, rest time and studying rhythm.

HOTEL / BANQUET HALL / WEDDING HALL

Suitable light temperature and brightness for different events creates different moods or different events, as multipurpose space requires to maintain customers' desire and comfortable environment.

MEDICAL FACILITIES

"All sickness originates from mindset." Hospital must be a place to heal both body and minds to maintain good health. Changing lights and color temperature based on sickroom's situation can be one of methods to contribute patients' quick healing.

FEELUX's Emotional Lighting

Recipient of Multiple Design Awards

Participating in worldwide exhibitions every year, FEELUX's major products have been acknowledged with their high standard qualities.
With innovated designs, FEELUX's products are continuously receiving international buyers' attention around the world.

LFI Innovation Awards 2007

DESIGN PLUS light+building

reddot award 2014 winner

FELUX

Linear perfection with ***NDPro***

FLX Stix NDPro





FLX Stix NDFree 22
FLX Stix NDPro 26
FLX Stix NDPro Showcase Arm 32
FLX Stix NDPro Pendant 36
FLX Stix HDPro 40
FLX Stix DDPro 46
FLX Stix NDV 54
FLX Stix HDV 60
FLX Stix RDV 68
FLX Stix ODV 76
FLX Spot DVS 80
FLX Spot DVS Swivel 86

FLX Stix NDFree

No more transfomer with FLX Stix NDFree

Slim, Simple, Safe!

- Easy and quick installation, Long connection
- LED driver is not requried (AC Direct Powered)
- Innovative Slim design
- Safe connection with locking system
- No dark spot at the linkage point for seamless effect
- Line voltage dimming





FLX Stix NDFree
Standard Output


NDF4 / FLX Stix NDFree length 4W (291.5mm)


NDF8 / FLX Stix NDFree 8W length (569.5mm)


NDF12 / FLX Stix NDFree 12W length (848mm)

NDF16 / FLX Stix NDFree 16W length (1,126mm)

Specification

Model Name	Power Input	Lamp Power	Power Factor	Lumens	Energy Efficiency	Color Rendering	Available Color	Operating temperature
NDF4 40K-230V-C90	AC 220~240V	4 W	PF ≥ 0.9	340 lm	85 lm/W	Ra ≥ 90	2,700K/3,000K/3,500K/4,000K	0 ~ 45℃
NDF8 40K-230V-C90	AC 220~240V	8 W	PF ≥ 0.9	720 lm	90 lm/W	Ra ≥ 90	2,700K/3,000K/3,500K/4,000K	0 ~ 45℃
NDF12 40K-230V-C90	AC 220~240V	12 W	PF ≥ 0.9	1,080 lm	90 lm/W	Ra ≥ 90	2,700K/3,000K/3,500K/4,000K	0 ~ 45℃
NDF16 40K-230V-C90	AC 220~240V	16 W	PF ≥ 0.9	1,440 lm	90 lm/W	Ra ≥ 90	2,700K/3,000K/3,500K/4,000K	0 ~ 45℃

Dimension

Model Name	Voltage Input (V)	Lamp Power (W)	A (mm)	B (mm)	C (mm)	D (mm)	E (mm)	F (mm)	G (mm)
NDF4 40K-230V-C90	AC 220 ~ 240V	4	282.5	291.5	314	19	18	18	16.8
NDF8 40K-230V-C90	AC 220 ~ 240V	8	560.5	569.5	592	19	18	18	16.8
NDF12 40K-230V-C90	AC 220 ~ 240V	12	839	848	870.5	19	18	18	16.8
NDF16 40K-230V-C90	AC 220 ~ 240V	16	1,117	1,126	1,148.5	19	18	18	16.8

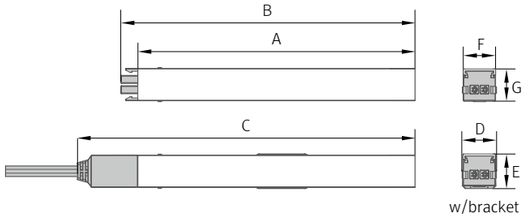

Installation

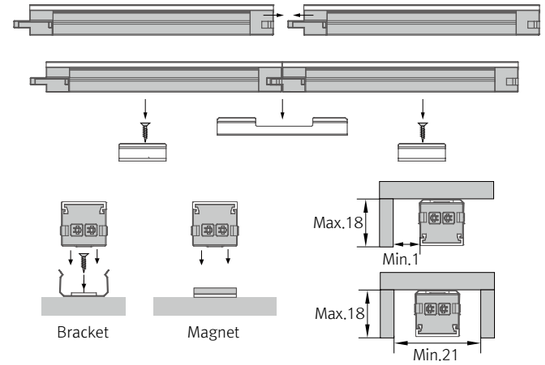

Max. connection

- 400W in one row (single power feed)

Connection



Accessories

ⓐ Connecting cable : NDFPTC/T

NDFPTC/T	NDFPTC1/T	NDFPTC2/T	NDFPTC4/T	NDFPTC6/T
150mm(6inch)	300mm(1feet)	600mm(2feet)	1,200mm(4feet)	1,800mm(6feet)

ⓑ Open power cord : NDFOPC/T (1,800mm)

ⓒ Power cord : NDFPC/T (1,800mm)

ⓓ Mounting brackets : NDF-BRACKET1

ⓔ Angle bracket (15˚ & 40˚) : NDF-BRACKET2

ⓕ Connecting bracket : NDF-BRACKET3

ⓖ End Cap : NDF-CAP



FELUX

FLX Stix NDPro

LED for Display, Cabinet, Furniture & Cove

Linear Perfection with NDPro

- Super slim linear LED with spot free output
- Quick connection system
- Perfected with color consistency
- No dark spot at the linkage point for seamless effect
- Various mounting methods including magnetic
- Dimmable with available accessories



DESIGN PLUS
light+building
March 2016 in Frankfurt



FLX Stix NDPro
Standard Output



NDP1 L38 / FLX Stix NDPro .5W length (38mm)

NDP1 / FLX Stix NDPro 1W length (100mm)



NDP3 / FLX Stix NDPro 3W length (193mm)

NDP4 / FLX Stix NDPro 4W length (284mm)

NDP7 / FLX Stix NDPro 7W length (564mm)

NDP11 / FLX Stix NDPro 11W length (843mm)

NDP15 / FLX Stix NDPro 15W length (1,122mm)

Various options



Installation

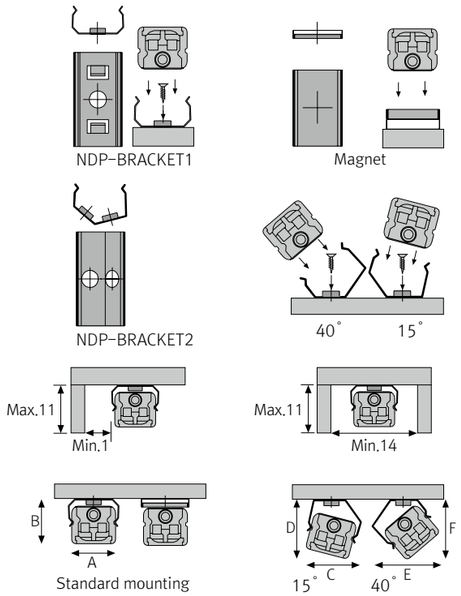

Max. connection

- 55W in one row (single power feed)
- LED Driver

LED Driver / Model Name	Max. units for LED Driver		
	24V/30W	24V/75W	24V/200W
NDP1 40K-24V-C90	25	62	160
NDP3 40K-24V-C90	10	25	66
NDP4 40K-24V-C90	7	18	50
NDP7 40K-24V-C90	4	10	28
NDP11 40K-24V-C90	2	6	18
NDP15 40K-24V-C90	2	5	13

- W/ Bracket

	A(mm)	B(mm)	C(mm)	D(mm)	E(mm)	F(mm)
Flat type	12	11	13.1	14.3	16	14.6

Specification

Model Name	Power Input	Lamp Power	Lumens	Efficiency	Color Rendering	Available Color	Operating Temperature
NDP1 40K-24V-C90-L38	DC 24V	.5 W	40 lm	80 lm/W	Ra > 90	2,200K/2,500K/2,700K/3,000K/3,500K/ 4,000K/5,000K /5,700K	0 ~ 45℃
NDP1 40K-24V-C90	DC 24V	1.2 W	86 lm	70 lm/W	Ra > 90	2,200K/2,500K/2,700K/3,000K/3,500K/ 4,000K/5,000K /5,700K	0 ~ 45℃
NDP3 40K-24V-C90	DC 24V	2.4 W	170 lm	70 lm/W	Ra > 90	2,200K/2,500K/2,700K/3,000K/3,500K/ 4,000K/5,000K /5,700K	0 ~ 45℃
NDP4 40K-24V-C90	DC 24V	3.6 W	259 lm	71 lm/W	Ra > 90	2,200K/2,500K/2,700K/3,000K/3,500K/ 4,000K/5,000K /5,700K	0 ~ 45℃
NDP7 40K-24V-C90	DC 24V	7.1 W	515 lm	73 lm/W	Ra > 90	2,200K/2,500K/2,700K/3,000K/3,500K/ 4,000K/5,000K /5,700K	0 ~ 45℃
NDP11 40K-24V-C90	DC 24V	10.8 W	823 lm	76 lm/W	Ra > 90	2,200K/2,500K/2,700K/3,000K/3,500K/ 4,000K/5,000K /5,700K	0 ~ 45℃
NDP15 40K-24V-C90	DC 24V	14.4 W	1,032lm	72 lm/W	Ra > 90	2,200K/2,500K/2,700K/3,000K/3,500K/ 4,000K/5,000K /5,700K	0 ~ 45℃

Dimension

Model Name	Power Input (V)	Lamp Power (W)	A (mm)	B (mm)	C (mm)	D (mm)	E (mm)	F (mm)	G (mm)
NDP140K-24V-C90-L38	DC 24	.5	33	38	55	11.6	11.2	10.6	10
NDP140K-24V-C90	DC 24	1.2	95	100	117	11.6	11.2	10.6	10
NDP340K-24V-C90	DC24	2.4	188	193	210	11.6	11.2	10.6	10
NDP440K-24V-C90	DC 24	3.6	279	284	301	11.6	11.2	10.6	10
NDP740K-24V-C90	DC 24	7.1	559	564	581	11.6	11.2	10.6	10
NDP1140K-24V-C90	DC 24	10.8	838	843	860	11.6	11.2	10.6	10
NDP1540K-24V-C90	DC 24	14.4	1,117	1,122	1,139	11.6	11.2	10.6	10

* Fixture

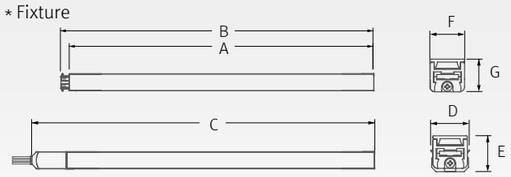

Model Name	A (mm)	B (mm)	C (mm)
FLC30-24V/T	150	41	31
FLC75-24V-P/T	180	60	32

* LED Driver

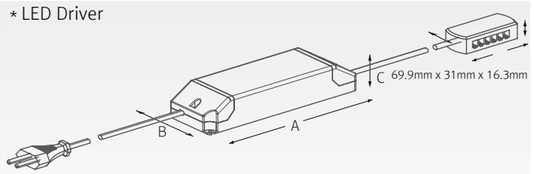

Model Name	A (mm)	B (mm)	C (mm)
FLC200-24V/T	228	68	39

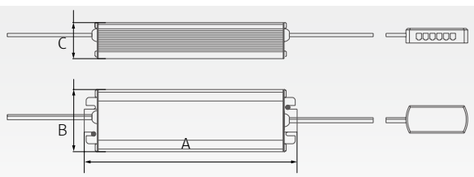

* Inline dimmer
NDPDIM

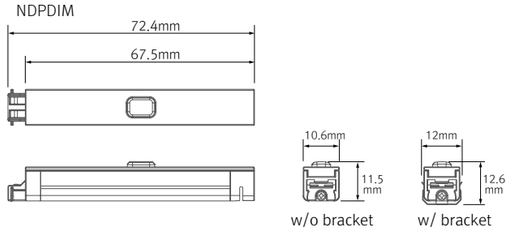

* Flexible Connector
NDP1 40K-24V-FLEX

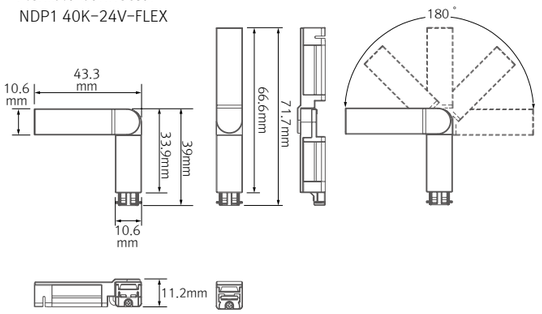

* Corner In Connector
NDP1 40K-24V-C90-CI

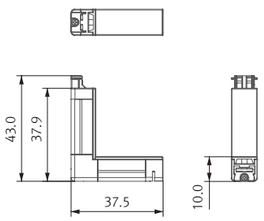

* Corner Out Connector
NDP1 40K-24V-C90-CO

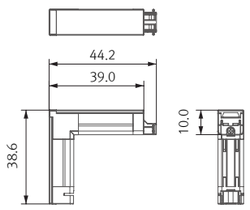

* Shortest Fixture (38mm)
NDP1 40K-24V-C90-L38

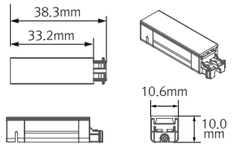

* LED Power Cable
NDP1 40K-24V-C90-L38P

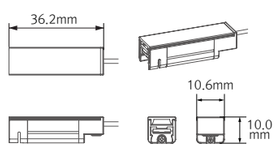

Accessories

ⓐ Connecting c ables/(Between FLX Stix NDPro & FLX Stix NDPro)

NDPPTC	NDPPTC1	NDPPTC2	NDPPTC4	NDPPTC6
150mm(6inch)	300mm(1feet)	600mm(2feet)	1,200mm(4feet)	1,800mm(6feet)

* Available Color : Black, Gray

ⓑ Power cable : NDPPC (2,500mm/4,000mm)

Power cable (Between FLX Stix NDP &12-way distributor)
* Available Color : Black, Gray

ⓒ LED Power cable : NDP1 40K-24V-C90-L38P

Fixture (36mm)
Power cable (2,500mm)

ⓓ Mounting bracket : NDP-BRACKET1

NDP-BRACKET1(A) : 1set = 2pcs
NDP-BRACKET1(B) : 1set = 3pcs

ⓔ Angle bracket (15˚ & 40˚) : NDP-BRACKET2

NDP-BRACKET2(A) : 1set = 2pcs
NDP-BRACKET2(B) : 1set = 3pcs

ⓕ Connecting Bracket :NDP-BRACKET3

Included in fixture

ⓖ Power Bracket : NDP-BRACKET4

Included in NDPPC and NDPPTC

ⓗ Sidefeed for seamless extension (3W) : NDP3 40K-24V-C90-S

The dimension is the same as NDP3 40K-24V
Powered only through cable, no power supply on the input connector

ⓘ Flexible Connector : NDP1 40K-24V-C90-FLEX

ⓙ Corner In Connector : NDP1 40K-24V-C90-CI

ⓚ Corner Out Connector : NDP1 40K-24V-C90-CO

ⓛ End cap : NDP-CAP

Included in fixture

ⓜ LED Driver with 12way distributor, with power cord (1800mm)

Part No	FLC30-24V/T	FLC75-24V-P/T
Capacity	30W 24V	75W 24V

ⓝ LED Driver : FLC200-24V/T (200W DC24V)

LED Driver With 12way distributor

ⓞ Dimming Interface (1-10V) : FDC-L10

Max. 100W (100W/CH, 1CH)

ⓟ Dimming Interface(0-10/1-10,DMX512)

FDA-L2M0 : Max. 200W (100W/CH, 2CH)
FDA-L5M : Max. 200W (50W/CH, 5CH)

ⓠ Dimming Interface (Dali): FDD-L1DA

Max. 200W (100W/CH, 1CH)

ⓡ Occupancy Sensor : NDP-OSM

NDP Occupancy Sensor Inline Module

ⓢ Inline dimmer : NDPDIM

Max 55W in a row

ⓣ Door and motion detection sensor : FLS-M24V

Voltage : DC 24V

ⓤ Human-body detection sensor : FLS-P24V

Voltage : DC 24V



NDPro Showcase Arm

LED for Showcase and Display

Rotatable Arm for NDPro

- Aluminum body with rotating top bar
- Easy assembly with NDPro fixture
- Various length available
- Ideal for showcase or exhibition





Dimensions

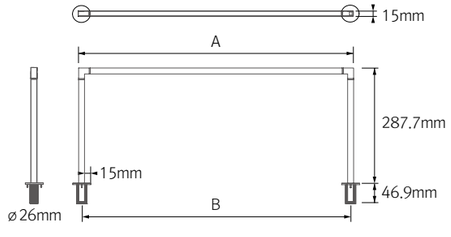

NDPro Showcase Arm for	Lamp Power	Lumens (4000K)	A (Top Length)	B (Recommended Distance for Mounting Holes)
NDP4 40K-24V-C90	3.6 W	259 lm	396.5mm	381mm
NDP7 40K-24V-C90	7.1 W	515 lm	676.5mm	661mm
NDP11 40K-24V-C90	10.8 W	823 lm	955.5mm	940mm
NDP15 40K-24V-C90	14.4 W	1,032 lm	1,234.5mm	1,219mm

Various options



Installation

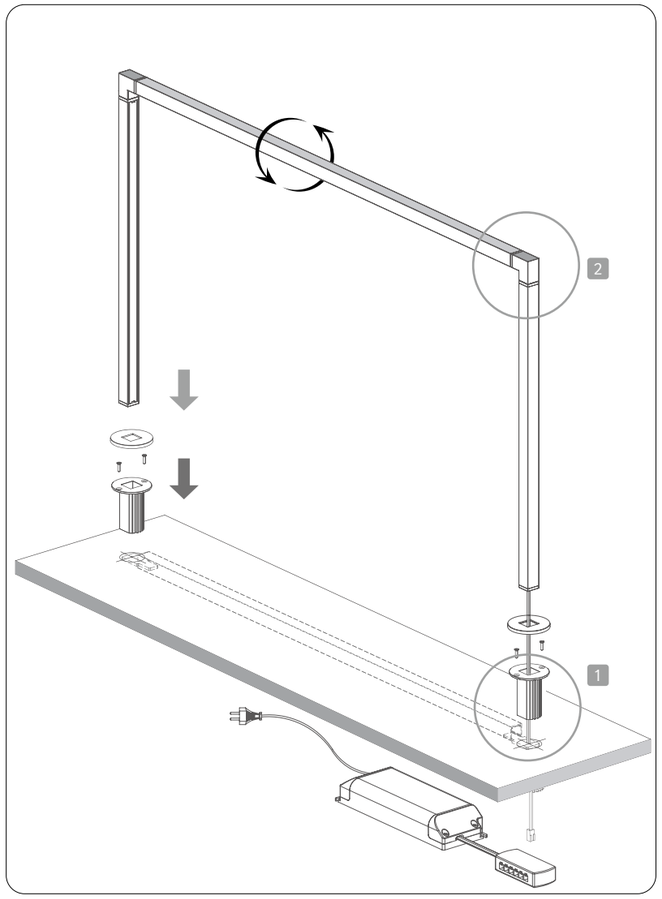

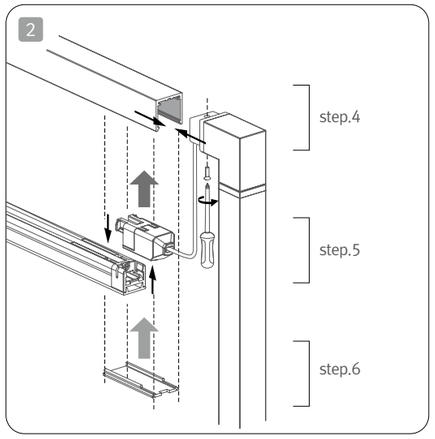

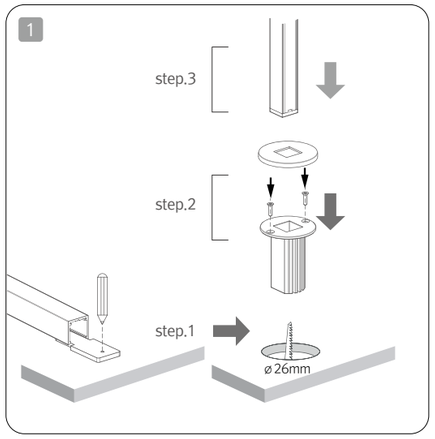

Required Accessories



* Item ⓐⓑ are sold separately

ⓐ LED Driver
ⓑ FLX Stix NDPro
ⓒ Top Bar
ⓓ Fix Cover
NDProTop Bar

ⓔ Hole guide
ⓕ Side Pole
ⓖ Power Pole
ⓗ Mounting Base
ⓘ Mounting Base Cover
ⓙ Screw
NDP Showcase Arm Kit

Accessories

ⓐ NDP Showcase Arm Kit : NDP-SA-KIT



ⓑ NDPro Top Bar

NDP4TB
NDP7TB
NDP11TB
NDP15TB



ⓒ NDPro Fixture

NDP4 40K-24V-C90
NDP7 40K-24V-C90
NDP11 40K-24V-C90
NDP15 40K-24V-C90



ⓓ LED Driver with 12way distributor, with power cord (1,800mm)

Part No	FLC30-24V/T	FLC75-24V-P/T
Capacity	30W 24V	75W 24V



FELUX

NDPro Pendant

Super Slim Suspension LED for Display

Rotatable Pendant for NDPro

- Aluminum body with rotating top bar
- Easy assembly with NDPro fixture
- Various length available
- Ideal for Suspended Application





Dimensions

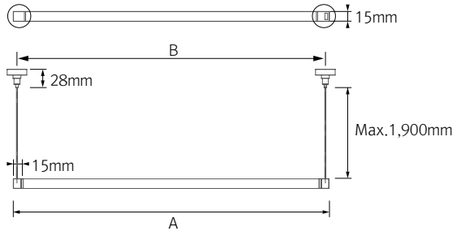

NDPro Pendant for	Lamp Power	Lumens (4000K)	A (Top Length)	B (NDPro Pendant Bracket Mounting Holes)
NDP4 40K-24V-C90	3.6 W	259 lm	384mm	369mm
NDP7 40K-24V-C90	7.1 W	515 lm	664mm	649mm
NDP11 40K-24V-C90	10.8 W	823 lm	943mm	928mm
NDP15 40K-24V-C90	14.4 W	1,032 lm	1,222mm	1,207mm

Various options



Installation

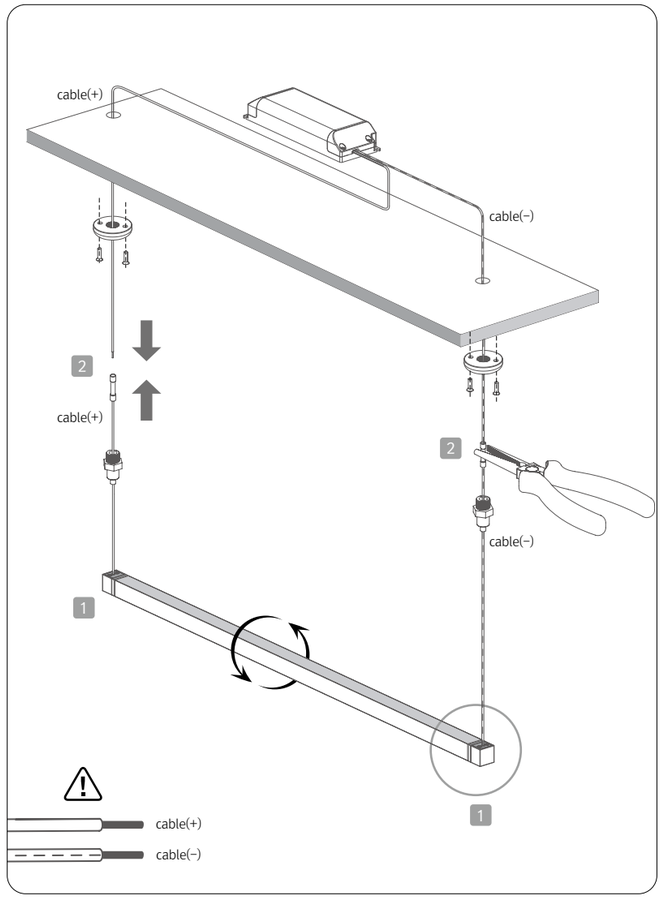

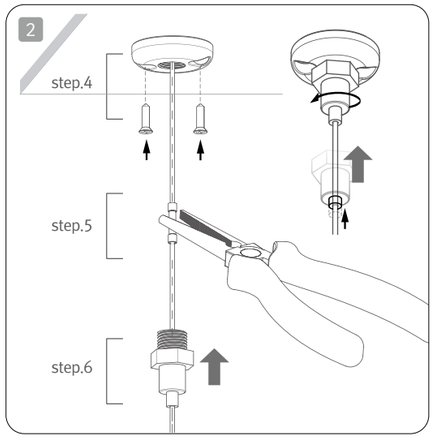

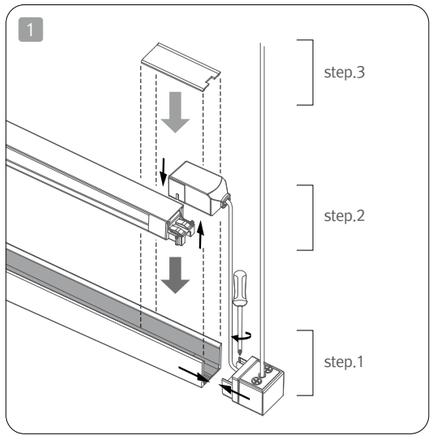

Required Accessories



- ⓐ LED Driver
- ⓑ FLX Stix NDPro
- ⓒ Top Bar — NDPro Top Bar
- ⓓ Fix Cover
- ⓔ Wire
- ⓕ Wire Holder
- ⓖ Holder Clamp
- ⓗ Wire Terminals
- ⓘ Screw — NDP Pendant Kit

Accessories

ⓐ NDP Pendant Kit : NDP-PD-KIT



ⓑ NDPro Top Bar

NDP4TB
NDP7TB
NDP11TB
NDP15TB



ⓒ NDPro Fixture : NDP

NDP4 40K-24V-C90
NDP7 40K-24V-C90
NDP11 40K-24V-C90
NDP15 40K-24V-C90



ⓓ LED Driver with 12way distributor, with power cord (1,800mm)

Part No	FLC30-24V/T	FLC75-24V-P/T
Capacity	30W 24V	75W 24V



FLX Stix HDPro

LED for Display, Cabinet, Furniture & Cove

Linear Perfection with High Output HDPro

- Super slim linear LED with spot free high output
- Quick connection system
- Perfected with color consistency
- No dark spot at the linkage point for continuous seamless effect
- Various mounting methods including magnetic
- Dimmable with available accessories





FLX Stix HDPro
High Output


HDP3 / FLX Stix HDPro 3W Length (145mm)

HDP6 / FLX Stix HDPro 6W Length (285mm)


HDP12 / FLX Stix HDPro 12W Length (564mm)


HDP18 / FLX Stix HDPro 18W Length (843mm)


HDP24 / FLX Stix HDPro 24W Length (1,122mm)

Various options



Installation

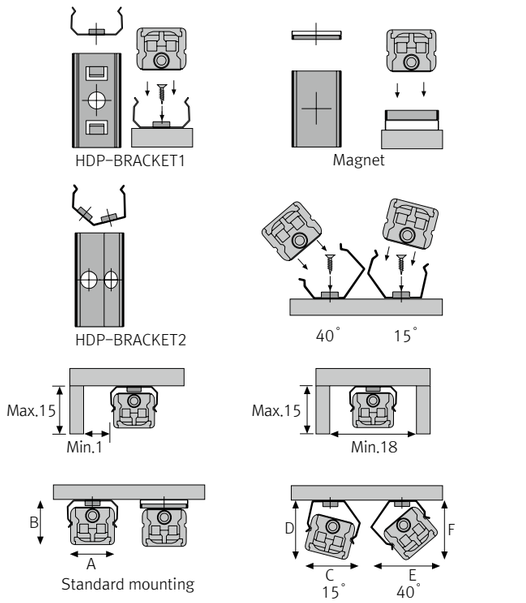

Max. connection

- 75W in one row (single power feed)
- LED Driver

LED Driver / Model Name	Max. units for LED Driver		
	24V/30W	24V/75W	24V/200W
HDP3 40K-24V-C90	10	25	71
HDP6 40K-24V-C90	5	12	34
HDP12 40K-24V-C90	2	6	17
HDP18 40K-24V-C90	1	4	11
HDP24 40K-24V-C90	1	4	8

- W/ Bracket

	A(mm)	B(mm)	C(mm)	D(mm)	E(mm)	F(mm)
Flat type	16	14	18.3	18	21	19.6

Specification

Model Name	Power Input	Lamp Power	Lumens	Efficiency	Color Rendering	Available Color	Operating Temperature
HDP3 40K-24V-C90	DC 24V	2.9 W	205 lm	82 lm/W	Ra > 90	2,200K/2,500K/2,700K/3,000K/3,500K/4,000K/ 5,000K/5,700K	0 ~ 45℃
HDP6 40K-24V-C90	DC 24V	5.7 W	408 lm	72 lm/W	Ra > 90	2,200K/2,500K/2,700K/3,000K/3,500K/4,000K/ 5,000K/5,700K	0 ~ 45℃
HDP12 40K-24V-C90	DC 24V	11.5 W	832 lm	72 lm/W	Ra > 90	2,200K/2,500K/2,700K/3,000K/3,500K/4,000K/ 5,000K/5,700K	0 ~ 45℃
HDP18 40K-24V-C90	DC 24V	17.3 W	1,259 lm	73 lm/W	Ra > 90	2,200K/2,500K/2,700K/3,000K/3,500K/4,000K/ 5,000K/5,700K	0 ~ 45℃
HDP24 40K-24V-C90	DC 24V	22.8 W	1,677 lm	73 lm/W	Ra > 90	2,200K/2,500K/2,700K/3,000K/3,500K/4,000K/ 5,000K/5,700K	0 ~ 45℃

Dimension

Model Name	Power Input (V)	Lamp Power (W)	A (mm)	B (mm)	C (mm)	D (mm)	E (mm)	F (mm)	G (mm)
HDP3 40K-24V-C90	DC 24	2.9	140	145	163	16	13.8	15	12.6
HDP6 40K-24V-C90	DC 24	5.7	280	285	303	16	13.8	15	12.6
HDP12 40K-24V-C90	DC 24	11.5	559	564	582	16	13.8	15	12.6
HDP18 40K-24V-C90	DC 24	17.3	838	843	861	16	13.8	15	12.6
HDP24 40K-24V-C90	DC 24	22.8	1,117	1,122	1,141	16	13.8	15	12.6

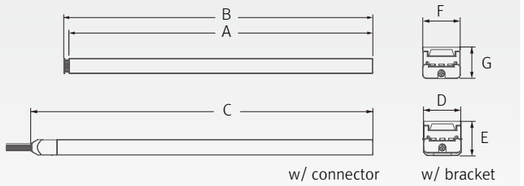

Model Name	A (mm)	B (mm)	C (mm)
FLC30-24V/T	150	41	31
FLC75-24V-P/T	180	60	32

* LED Driver

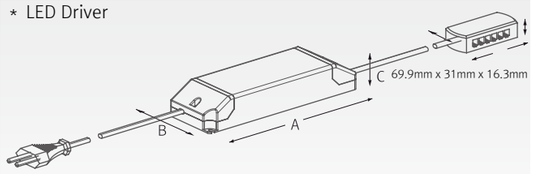

Model Name	A (mm)	B (mm)	C (mm)
FLC200-24V/T	228	68	39

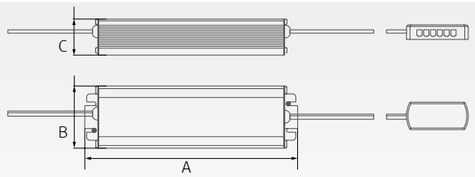

* Inline dimmer

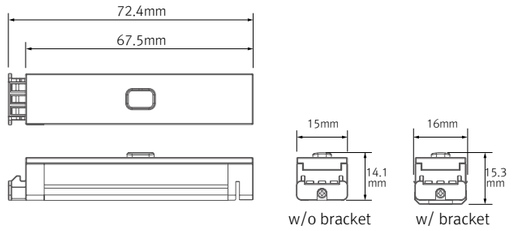

* Flexible connector

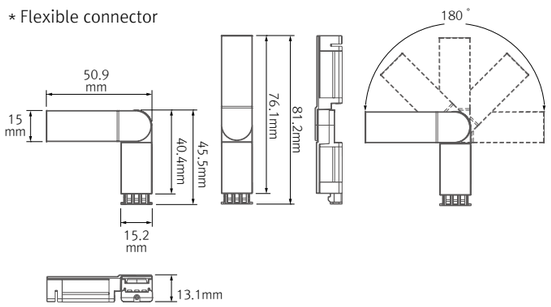

Accessories

ⓐ Connecting cables (between FLX Stix HDPro & FLX Stix HDPro)

HDPPTC	HDPPTC1	HDPPTC2	HDPPTC4	HDPPTC6
150mm(6inch)	300mm(1feet)	600mm(2feet)	1,200mm(4feet)	1,800mm(6feet)

* Available Color : Black, Gray

ⓑ Power cable : HDPPC (2,500mm)

Power cable (Between FLX Stix HDP/DDP & 12-way distributor)
* Available Color : Black, Gray

ⓒ Mounting bracket : HDP-BRACKET1

HDP-BRACKET1(A) : 1set = 2pcs
HDP-BRACKET1(B) : 1set = 3pcs

ⓓ Angle bracket (15˚ & 40˚) : HDP-BRACKET2

HDP-BRACKET2(A) : 1set = 2pcs
HDP-BRACKET2(B) : 1set = 3pcs

ⓔ Sidefeed for seamless extension (3W) : HDP3 40K-24V-C90-S

ⓕ Flexible Connector : HDP2 40K-24V-C90-FLEX

ⓖ End cap : HDP-CAP

ⓗ LED Driver with 12way distributor, with power cord (1800mm)

Part No	FLC30-24V/T	FLC75-24V-P/T
Capacity	30W 24V	75W 24V

ⓘ LED Driver : FLC200-24V/T (200W DC24V)

LED Driver With 12way distributor

ⓙ Dimming Interface (1-10V) : FDC-L10

Max. 100W (100W/CH, 1CH)

ⓚ Dimming Interface(0-10/1-10,DMX512)

FDA-L2M0 : Max. 200W (100W/CH, 2CH)
FDA-L5M : Max. 200W (50W/CH, 5CH)

ⓛ Dimming Interface (Dali) : FDD-L1DA

Max. 200W (100W/CH, 1CH)

ⓜ Occupancy Sensor : HDP-OSM

HDP Occupancy Sensor Inline Module

ⓝ Inline dimmer : HDPDIM

Max 75W in a row

ⓞ Door and motion detection sensor : FLS-M24V

Voltage : DC 24V

Ⓟ Human-body detection sensor : FLS-P24V

Voltage : DC 24V



FLX Stix DDPro

LED for Display, Cabinet, Furniture & Cove

Dynamic LED

- Super slim linear LED with spot free high output
- Quick connection system
- Perfected with color consistency
- No dark spot at the linkage point for continuous seamless effect
- Various mounting methods including magnetic
- Dimmable with available accessories





FLX Stix DDPro
High Output Dynamic LED


DDP3 / FLX Stix DDPro 3W Length (145mm)

DDP6 / FLX Stix DDPro 6W Length (285mm)


DDP12 / FLX Stix DDPro 12W Length (564mm)


DDP18 / FLX Stix DDPro 18W Length (843mm)


DDP24 / FLX Stix DDPro 24W Length (1,122mm)

Various options



Installation

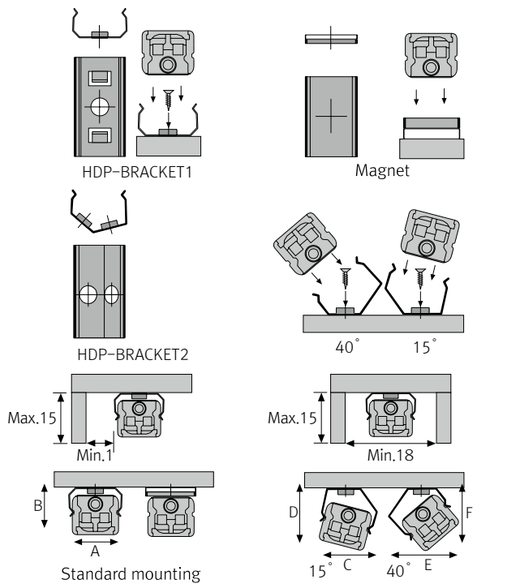

Max. connection

- 75W in one row (single power feed)
- LED Driver

LED Driver / Model Name	Max. units for LED Driver		
	24V/30W	24V/75W	24V/200W
DDP3 SC-24V-C90	10	25	71
DDP6 SC-24V-C90	5	12	34
DDP12 SC-24V-C90	2	6	17
DDP18 SC-24V-C90	1	4	11
DDP24 SC-24V-C90	1	4	8

- W/ Bracket

	A(mm)	B(mm)	C(mm)	D(mm)	E(mm)	F(mm)
Flat type	16	14	18.3	18	21	19.6

Specification

Model Name	Power Input	Lamp Power	Lumens	Efficiency	Color Rendering	Available Color	Operating Temperature
DDP3 SC-24V-C90	DC 24V	2.9 W	182 lm	63 lm/W	Ra〉90	2,200K ~ 4,000K	0 ~ 45℃
DDP6 SC-24V-C90	DC 24V	5.7 W	366 lm	64 lm/W	Ra〉90	2,200K ~ 4,000K	0 ~ 45℃
DDP12 SC-24V-C90	DC 24V	11.5 W	753 lm	65 lm/W	Ra〉90	2,200K ~ 4,000K	0 ~ 45℃
DDP18 SC-24V-C90	DC 24V	17.5 W	1,150 lm	67 lm/W	Ra〉90	2,200K ~ 4,000K	0 ~ 45℃
DDP24 SC-24V-C90	DC 24V	22.8 W	1,505 lm	66 lm/W	Ra〉90	2,200K ~ 4,000K	0 ~ 45℃

Dimension

Model Name	Power Input (V)	Lamp Power (W)	A (mm)	B (mm)	C (mm)	D (mm)	E (mm)	F (mm)	G (mm)
DDP3 SC-24V-C90	DC 24	2.9	140	145	163	16	13.8	15	12.6
DDP6 SC-24V-C90	DC 24	5.7	280	285	303	16	13.8	15	12.6
DDP12 SC-24V-C90	DC 24	11.5	559	564	582	16	13.8	15	12.6
DDP18 SC-24V-C90	DC 24	17.5	838	843	861	16	13.8	15	12.6
DDP24 SC-24V-C90	DC 24	22.8	1,117	1,122	1,141	16	13.8	15	12.6

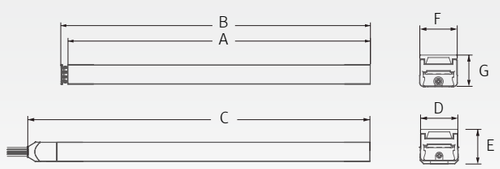

Model Name	A (mm)	B (mm)	C (mm)
FLC30-24V/T	150	41	31
FLC75-24V-P/T	180	60	32

* LED Driver

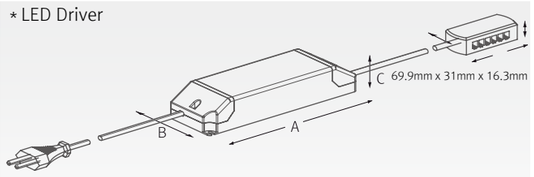

Model Name	A (mm)	B (mm)	C (mm)
FLC200-24V/T	228	68	39

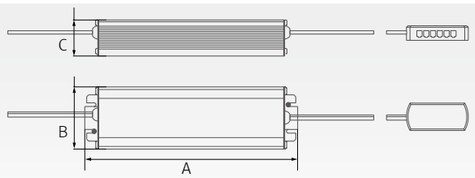

* Inline dimmer

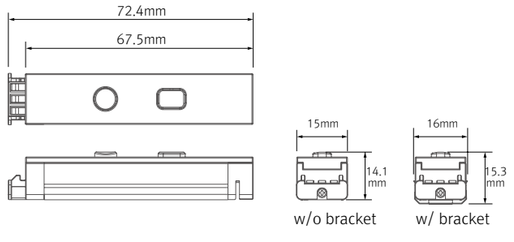

Accessories

ⓐ Connecting cables (between FLX Stix HDPro & FLX Stix HDPro)

HDPPTC	HDPPTC1	HDPPTC2	HDPPTC4	HDPPTC6
150mm(6inch)	300mm(1feet)	600mm(2feet)	1,200mm(4feet)	1,800mm(6feet)

* Available Color : Black, Gray



ⓑ Power cable : HDPPC (2,500mm)

Power cable (Between FLX Stix HDP/DDP & 12-way distributor)
* Available Color : Black, Gray



ⓒ Mounting bracket : HDP-BRACKET1

HDP-BRACKET1(A) : 1set = 2pcs
HDP-BRACKET1(B) : 1set = 3pcs



ⓓ Angle bracket (15˚ & 40˚) : HDP-BRACKET2

HDP-BRACKET2(A) : 1set = 2pcs
HDP-BRACKET2(B) : 1set = 3pcs



ⓔ Sidefeed for seamless extension (3W) : DDP3 SC-24V-C90-S



ⓕ End cap : HDP-CAP

ⓖ LED Driver with 12way distributor, with power cord (1,800mm)

Part No	FLC30-24V/T	FLC75-24V-P/T
Capacity	30W 24V	75W 24V



ⓗ LED Driver : FLC200-24V/T (200W, DC24V)

LED Driver With 12way distributor



ⓘ Dimming Interface (0-10/1-10, DMX512)

FDA-L2M0 : Max. 200W (100W/CH, 2CH)
FDA-L5M : Max. 200W (50W/CH, 5CH)



ⓙ Dimming Interface (Dali) : FDD-L1DA

Max. 200W (100W/CH, 1CH)



ⓚ Inline dimmer : DDPDIM

Max 75W in a row



FELUX

Linear perfection with ***NDV***

LED for Display, Cabinet, Furniture & Cove _ FLX Stix



FELUX

FLX Stix NDV

LED for Display, Cabinet, Furniture & Cove

Little Light, Big Punch!!

- Super Slim linear LED with standard output
- Quick connection system between fixtures
- Many lengths available
- Various mounting methods including magnetic
- To be used with constant voltage DC 24V driver
- Dimmable with available accessories





Various options



FLX Stix NDV
Standard Output

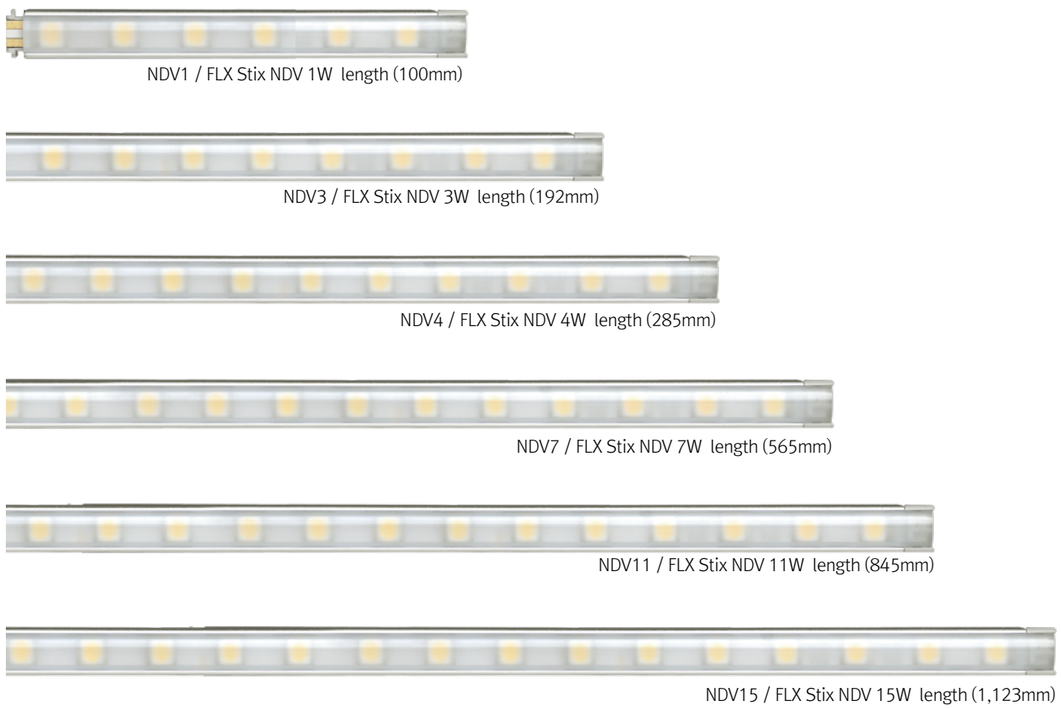

Installation

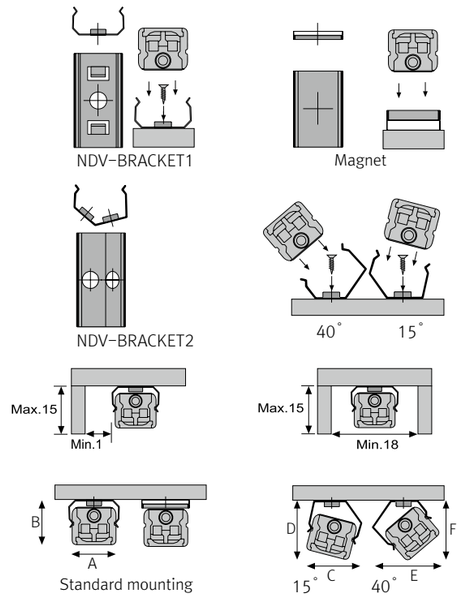

Max. connection

- FLX Stix NDV : 55W in one row (single power feed)
- LED Driver

LED Driver / Model Name	Max. units for LED Driver		
	24V/30W	24V/75W	24V/200W
NDV1 40K-24V	25	62	160
NDV3 40K-24V	10	25	66
NDV4 40K-24V	7	18	50
NDV7 40K-24V	4	10	28
NDV11 40K-24V	2	6	18
NDV15 40K-24V	2	5	13

- W/ Bracket

	A(mm)	B(mm)	C(mm)	D(mm)	E(mm)	F(mm)
Flat type	11.9	11.2	13.5	13.5	14.5	13
Round type	11.9	19.8	15.7	15.7	18.8	20.3
Square type	11.9	19.6	15.5	15.8	18.8	20.3

Specification

Model Name	Power Input	Lamp Power	Lumens	Efficiency	Color Rendering	Available Color	Operating Temperature
NDV1 40K-24V	DC 24V	1.2 W	79 lm	63 lm/W	Ra〉85	2,700K/3,000K/3,500K/4,000K/6,000K	0~45℃
NDV3 40K-24V	DC 24V	2.5 W	160 lm	64 lm/W	Ra〉85	2,700K/3,000K/3,500K/4,000K/6,000K	0~45℃
NDV4 40K-24V	DC 24V	3.7 W	248 lm	67 lm/W	Ra〉85	2,700K/3,000K/3,500K/4,000K/6,000K	0~45℃
NDV7 40K-24V	DC 24V	7.5 W	511 lm	68 lm/W	Ra〉85	2,700K/3,000K/3,500K/4,000K/6,000K	0~45℃
NDV11 40K-24V	DC 24V	11.4 W	742 lm	65 lm/W	Ra〉85	2,700K/3,000K/3,500K/4,000K/6,000K	0~45℃
NDV15 40K-24V	DC 24V	15.2 W	1,012 lm	67 lm/W	Ra〉85	2,700K/3,000K/3,500K/4,000K/6,000K	0~45℃

Dimension

Model Name	Power Input (V)	Lamp Power (W)	A (mm)	B (mm)	C (mm)	D (mm)	E (mm)	F (mm)	G (mm)
NDV1 40K-24V	DC 24	1.2	95	100	117	12	11	10.6	9
NDV3 40K-24V	DC 24	2.5	188	192	210	12	11	10.6	9
NDV4 40K-24V	DC 24	3.7	280	285	302	12	11	10.6	9
NDV7 40K-24V	DC 24	7.5	560	565	582	12	11	10.6	9
NDV11 40K-24V	DC 24	11.4	840	845	862	12	11	10.6	9
NDV15 40K-24V	DC 24	15.2	1,118	1,123	1,140	12	11	10.6	9

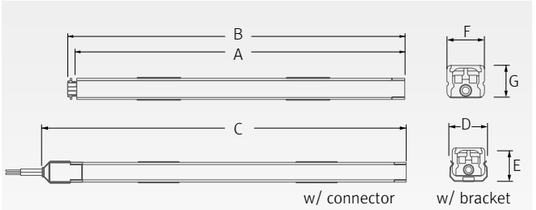

Model Name	A (mm)	B (mm)	C (mm)
FLC30-24V/T	150	41	31
FLC75-24V/T	180	60	32

* LED Converter

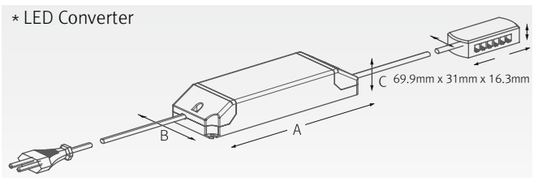

Model Name	A (mm)	B (mm)	C (mm)
FLC200-24V/T	228	68	39

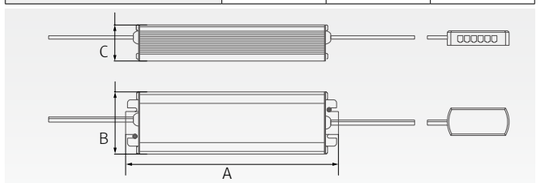

* Round diffuser

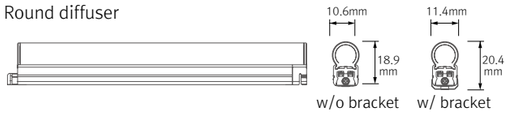

* Square diffuser

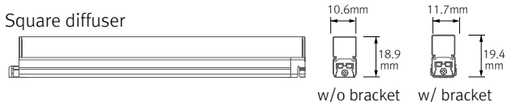

* Inline dimmer

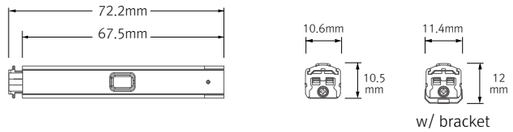

* Flexible connector

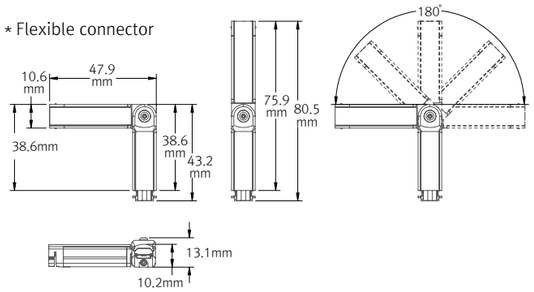

Accessories

ⓐ Connecting cables (between FLX Stix NDV & FLX Stix NDV)

NDVPTC	NDVPTC1	NDVPTC2	NDVPTC4	NDVPTC6
150mm(6inch)	300mm(1feet)	600mm(2feet)	1,200mm(4feet)	1,800mm(6feet)

ⓑ Power cable : NDVPC

Power cable (Between DIVA2 & 12way distributor)

ⓒ Mounting bracket : NDV-BRACKET1

Included in fixture
NDV-BRACKET1(A) : 1set = 2pcs
NDV-BRACKET1(B) : 1set = 3pcs

ⓓ Angle bracket (15˚ & 40˚) : NDV-BRACKET2

NDV-BRACKET2(A) : 1set = 2pcs
NDV-BRACKET2(B) : 1set = 3pcs

ⓔ Sidefeed for seamless extension (3W) : NDV3 40K-24V-S

The dimension is the same as NDV3 40K-24V
Powered only through cable, no power supply on the input connector

ⓕ Connector : NDV1 40K-24V-FLEX

FLX Stix NDV Flexible connector(1W)

ⓖ End cap : NDV-CAP

Included in fixture

ⓗ LED Driver with 12way distributor, with power cord (1800mm)

Part No	FLC30-24V/T	FLC75-24V-P/T
Capacity	30W 24V	75W 24V

ⓘ LED Driver : FLC200-24V/T (200W 24V)

LED Driver With 12way distributor

ⓙ Dimming Interface (0-10/1-10,DMX512)

FDA-L2M0 : Max. 200W (100W/CH, 2CH)
FDA-L5M : Max. 200W (100W/CH, 5CH)

ⓚ Inline dimmer : NDVDIM

Max 55W in a row

ⓛ Round diffuser

NDV1CVRM	NDV3CVRM	NDV4CVRM	NDV7CVRM	NDV11CVRM	NDV15CVRM
1W	3W	4W	7W	11W	15W

ⓜ Square diffuser

NDV1CVSM	NDV3CVSM	NDV4CVSM	NDV7CVSM	NDV11CVSM	NDV15CVSM
1W	3W	4W	7W	11W	15W

ⓝ Door and motion detection sensor : FLS-M24V

Voltage : DC 24V

ⓞ Human-body detection sensor : FLS-P24V

Voltage : DC 24V

ⓟ Connecting bracket : NDV-BRACKET3

Included in fixture

ⓠ Power bracket : NDV-BRACKET4

Provided with Power cable (NDVPC)



FLX Stix HDV

LED for Display, Cabinet, Furniture & Cove

Little Light, Bigger Punch!!

- Super Slim linear LED with high output
- Quick connection system between fixtures
- Many lengths available
- Various mounting methods including magnetic
- To be used with constant voltage DC 24V driver
- Dimmable with available accessories







FLX Stix HDV
High Output


HDV3 / FLX Stix HDV 3W Length (145mm)


HDV6 / FLX Stix HDV 6W Length (285mm)


HDV12 / FLX Stix HDV 12W Length (565mm)


HDV18 / FLX Stix HDV 18W Length (845mm)


HDV24 / FLX Stix HDV 24W Length (1,123mm)

Various options



Installation

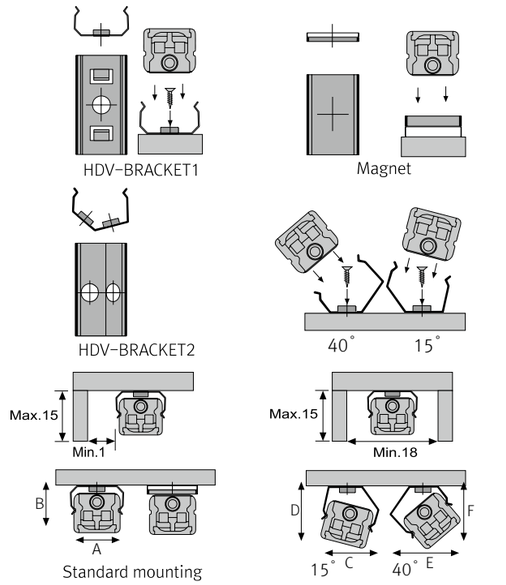

Standard mounting

Max. connection

- FLX Stix HDV : 75W in one row (single power feed)
- LED Driver

Model Name \ LED Driver	Max. units for LED Driver		
	24V/30W	24V/75W	24V/200W
HDV3 40K-24V	10	25	66
HDV6 40K-24V	5	12	33
HDV12 40K-24V	2	6	16
HDV18 40K-24V	1	4	11
HDV24 40K-24V	1	3	8

- W/ Bracket

	A(mm)	B(mm)	C(mm)	D(mm)	E(mm)	F(mm)
Flat type	16.8	14.2	17.5	16.5	19.1	17.5
Round type	16.8	22.1	18.8	24.4	23.4	22.9
Square type	16.8	22.6	21.3	26.2	25.7	25.7

Specification

Model Name	Power Input	Lamp Power	Lumens	Efficiency	Color Rendering	Available Color	Operating Temperature
HDV3 40K-24V	DC 24V	2.9 W	223 lm	77 lm/W	Ra〉85	2,700K/3,000K/3,500K/4,000K/6,000K	0~45℃
HDV6 40K-24V	DC 24V	5.8 W	446 lm	78 lm/W	Ra〉85	2,700K/3,000K/3,500K/4,000K/6,000K	0~45℃
HDV12 40K-24V	DC 24V	11.6 W	905 lm	79 lm/W	Ra〉85	2,700K/3,000K/3,500K/4,000K/6,000K	0~45℃
HDV18 40K-24V	DC 24V	17.2 W	1,396 lm	81 lm/W	Ra〉85	2,700K/3,000K/3,500K/4,000K/6,000K	0~45℃
HDV24 40K-24V	DC 24V	23 W	1,915 lm	83 lm/W	Ra〉85	2,700K/3,000K/3,500K/4,000K/6,000K	0~45℃

Dimension

Model Name	Power Input (V)	Lamp Power (W)	A (mm)	B (mm)	C (mm)	D (mm)	E (mm)	F (mm)	G (mm)
HDV340K-24V	DC 24	2.9	140	145	162	16	14	15	12.5
HDV640K-24V	DC 24	5.8	280	285	302	16	14	15	12.5
HDV1240K-24V	DC 24	11.6	560	565	582	16	14	15	12.5
HDV1840K-24V	DC 24	17.2	840	845	862	16	14	15	12.5
HDV2440K-24V	DC 24	23	1,118	1,123	1,140	16	14	15	12.5

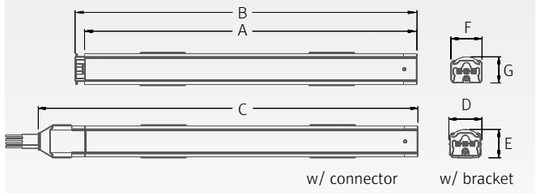

Model Name	A (mm)	B (mm)	C (mm)
FLC30-24V/T	150	41	31
FLC75-24V/T	180	60	32

* LED Converter

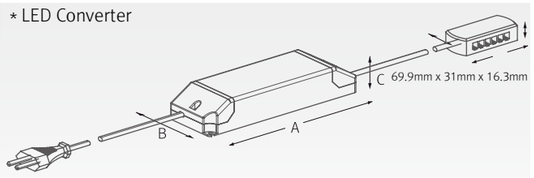

Model Name	A (mm)	B (mm)	C (mm)
FLC200-24V/T	228	68	39

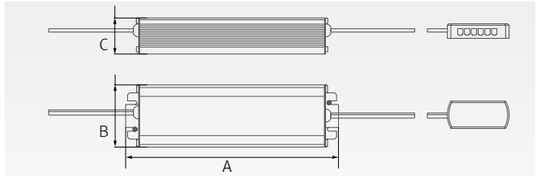

* Round diffuser

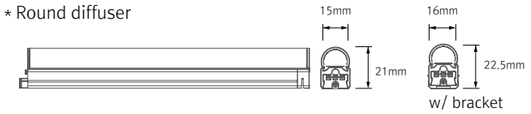

* Square diffuser

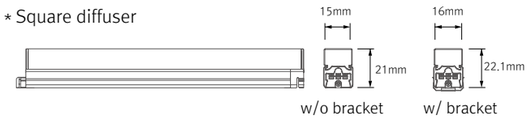

* Inline dimmer

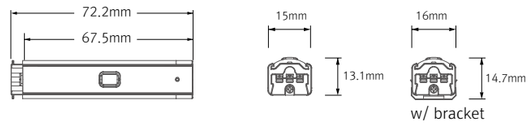

* Flexible connector

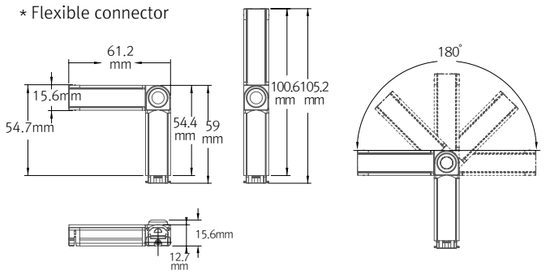

Accessories

ⓐ Connecting cables (Between FLX Stix HDV & FLX Stix HDV)

HDVPTC	HDVPTC1	HDVPTC2	HDVPTC4	HDVPTC6
150mm(6inch)	300mm(1feet)	600mm(2feet)	1,200mm(4feet)	1,800mm(6feet)

ⓑ Power cable : HDVPC
Power cable 2500mm (Between FLX Stix HDV & 12way distributor)

ⓒ Mounting bracket : HDV-BRACKET1
Included in fixture
HDV-BRACKET1(A) : 1set = 2pcs
HDV-BRACKET1(B) : 1set = 3pcs

ⓓ Angle bracket (15˚ & 40˚) : HDV-BRACKET2
HDV-BRACKET2(A) : 1set = 2pcs
HDV-BRACKET2(B) : 1set = 3pcs

ⓔ Sidefeed for seamless extension (3W) : HDV3 40K-24V-S
The dimension is the same as HDV3 40K-24V
Powered only through cable, no power supply on the input connector

ⓕ Connector : HDV2 40K-24V-FLEX
FLX Stix HDV Flexible connector (2W)

ⓖ End cap : HDV-CAP
Included in fixture

ⓗ LED Driver with 12way distributor, with power cord (1800mm)

Part No	FLC30-24V/T	FLC75-24V-P/T
Capacity	30W 24V	75W 24V

ⓘ LED Driver : FLC200-24V/T (200W 24V)
LED Driver With 12way distributor

ⓙ Dimming Interface (1-10V) : FDC-L10
Max. 100W (100W/CH, 1CH)

ⓚ Dimming Interface (0-10/1-10,DMX512)
FDA-L2M0 : Max. 200W (100W/CH, 2CH)
FDA-L5M : Max. 200W (100W/CH, 5CH)

ⓛ Inline dimmer : HDVDIM
Max 75W in a row

ⓜRound diffuser

HDV3CVRM	HDV6CVRM	HDV12CVRM	HDV18CVRM	HDV24CVRM
3W	6W	12W	18W	24W

ⓝ Square diffuser

HDV3CVSM	HDV6CVSM	HDV12CVSM	HDV18CVSM	HDV24CVSM
3W	6W	12W	18W	24W

ⓞ Door and motion detection sensor : FLS-M24V
Voltage : DC 24V

Ⓟ Human-body detection sensor : FLS-P24V
Voltage : DC 24V



FELUX

Make your own ***rainbow!***

Color changing LED

FLX Stix RDV

LED for Display, Cabinet, Furniture & Cove

Color Changing LED!

- Super slim linear LED with RGB color changing output
- Quick connection system between fixtures
- Many lengths available
- Various mounting methods including magnetic
- To be used with constant voltage DC 24V driver
- Dimmable with available accessories

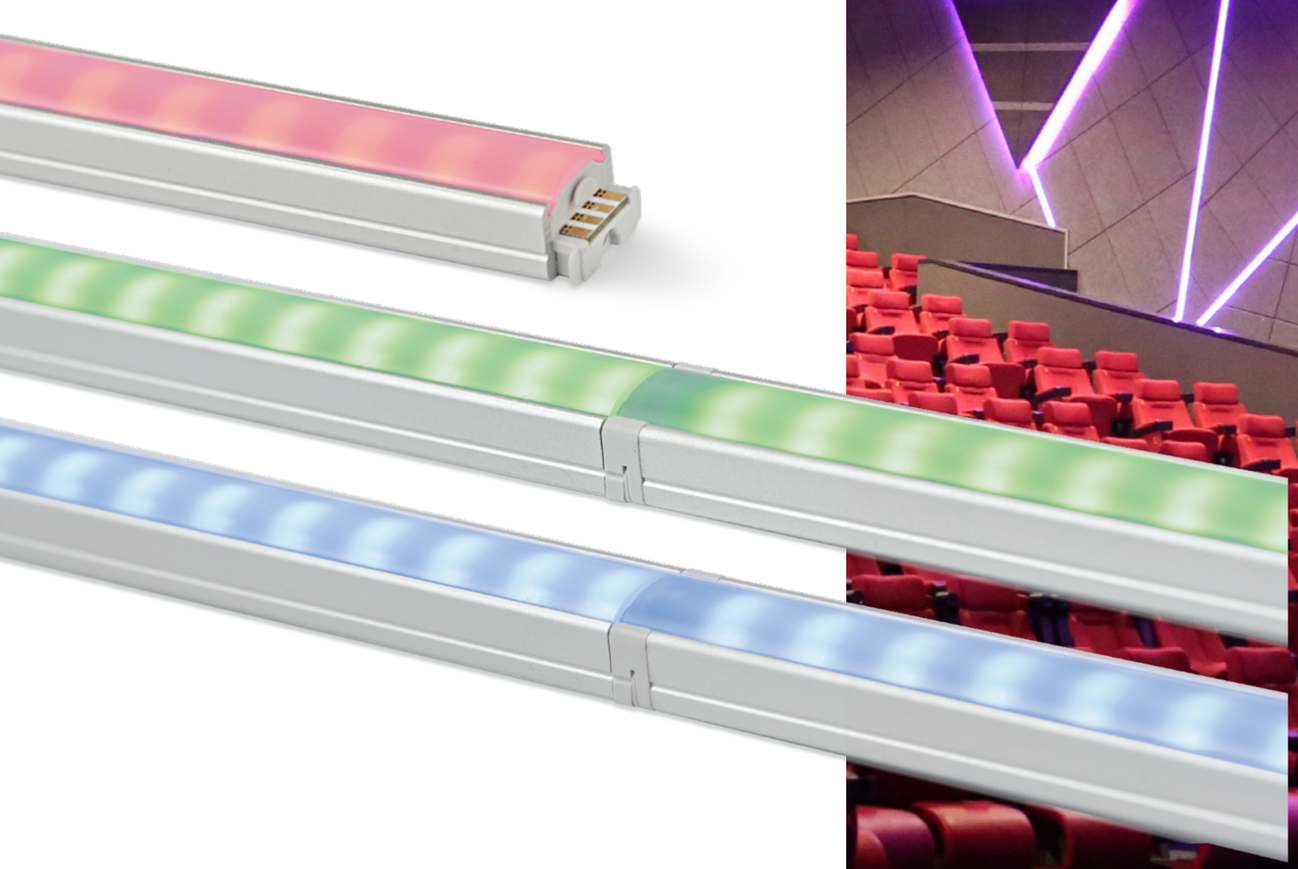





FLX Stix RDV
RGB Color changing



RDV6 / FLX Stix RDV 6W Length (285mm)



RDV12 / FLX Stix RDV 12W Length (565mm)



RDV18 / FLX Stix RDV 18W Length (845mm)

Various options



Installation

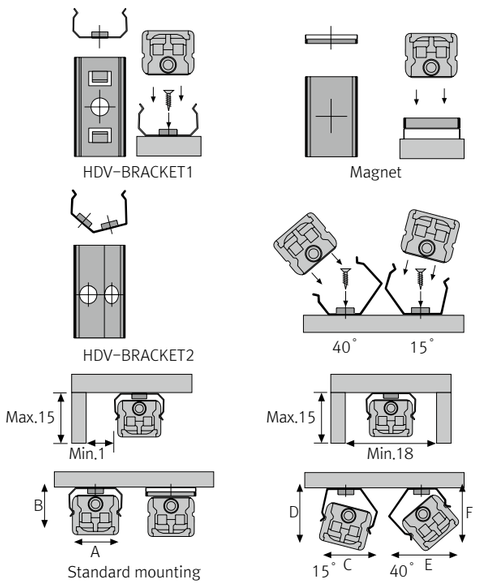

Max. connection

- FLX Stix DDV : 75W in one row (single power feed)
- LED Driver

LED Driver / Model Name	Max. units for LED Driver		
	24V/30W	24V/75W	24V/200W
RDV6 RGB-24V	5	12	27
RDV12 RGB-24V	2	6	14
RDV18 RGB-24V	1	4	9

- W/ Bracket

	A(mm)	B(mm)	C(mm)	D(mm)	E(mm)	F(mm)
Standard	16.8	14.2	17.5	16.5	19.1	17.5
Round type	16.8	22.1	18.8	24.4	23.4	22.9
Square type	16.8	22.6	21.3	26.2	25.7	25.7

Specification

Model Name	Power Input	Lamp Power	Color Temperature	Operating Temperature	IP
RDV6 RGB-24V	DC 24V	6 W	R · G · B	0 ~ 45℃	IP20
RDV12 RGB-24V	DC 24V	12 W	R · G · B	0 ~ 45℃	IP20
RDV18 RGB-24V	DC 24V	18 W	R · G · B	0 ~ 45℃	IP20

Dimension

Model Name	Power Input (V)	Lamp Power (W)	A (mm)	B (mm)	C (mm)	D (mm)	E (mm)	F (mm)	G (mm)
RDV6 RGB-24V	DC 24	6	280	285	302	16	14	15	12.5
RDV12 RGB-24V	DC 24	12	560	565	582	16	14	15	12.5
RDV18 RGB-24V	DC 24	18	840	845	862	16	14	15	12.5

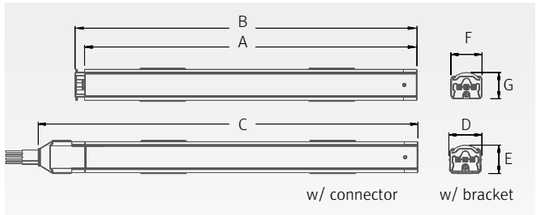

Model Name	A (mm)	B (mm)	C (mm)
FLC30-24V/T	150	41	31
FLC75-24V-P/T	180	60	32

* LED Driver

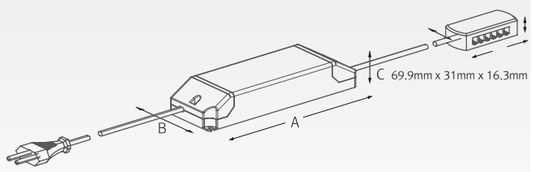

Model Name	A (mm)	B (mm)	C (mm)
FLC200-24V/T	228	68	39

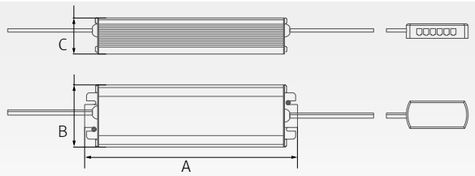

* Round diffuser

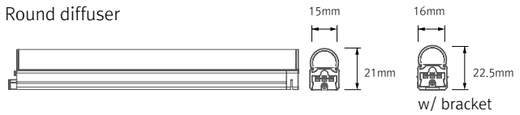

* Square diffuser

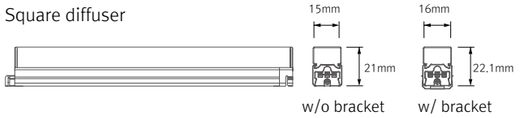

* Inline dimmer

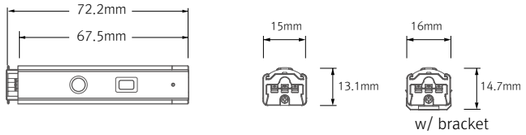

Accessories

ⓐ Connecting cables (Between FLX Stix RDV & FLX Stix RDV)

RDVPTC	RDVPTC1	RDVPTC2	RDVPTC4	RDVPTC6
150mm(6inch)	300mm(1feet)	600mm(2feet)	1,200mm(4feet)	1,800mm(6feet)

ⓐ



ⓑ Power cable : RDVPC (2,500mm)

Power cable (Between FLX Stix RDV & 12-way distributor)

ⓑ



ⓒ Mounting bracket : HDV-BRACKET1

HDV-BRACKET1(A) : 1set = 2pcs
HDV-BRACKET1(B) : 1set = 3pcs

ⓒ



ⓓ Angle bracket (15˚ & 40˚) : HDV-BRACKET2

HDV-BRACKET2(A) : 1set = 2pcs
HDV-BRACKET2(B) : 1set = 3pcs

ⓓ



ⓔ Sidefeed for seamless extension (6W) : RDV6 RGB-24V-S

The dimension is the same as RDV6 RGB-24V
Powered only through cable, no power supply on the input connector

ⓔ



ⓕ End cap : HDV – CAP

Included in fixture

ⓕ



ⓖ LED Driver with 12way distributor, with power cord (1,800mm)

Part No	FLC30-24V/T	FLC75-24V-P/T
Capacity	30W 24V	75W 24V

ⓖ



ⓗ LED Driver : FLC200-24V/T (200W, DC24V)

LED Driver With 12way distributor

ⓗ



ⓘ Dimming Interface (DMX512)

FDA-L5M : Max. 200W (50W/CH, 5CH)

ⓘ



ⓙ Inline dimmer : RDVDIM

Max 75W in a row

ⓙ



ⓚ Round diffuser

HDV6CVRM	HDV12CVRM	HDV18CVRM
6W	12W	18W

ⓚ



Ⓛ Square diffuser

HDV6CVSM	HDV12CVSM	HDV18CVSM
6W	12W	18W

Ⓛ



FELUX

Light Creatures in the Night

LED for Outdoor installation _ FLX Stix ODV

FELUX

FLX Stix ODV

LED for Outdoor installation

Light Creatures in the Night

- Slim linear LED with color changing output and a dimmable system
- Various length available
- To be used with constant voltage DC 24 driver





Specification

Model Name	Power Input	Lamp Power	Available Color	Operating Temperature	IP
ODV3 40K-24V	DC 24V	3 W	2,700K / 3,000K / 4,000K	0 ~ 45℃	IP66
ODV6 40K-24V	DC 24V	6 W	2,700K / 3,000K / 4,000K	0 ~ 45℃	IP66
ODV12 40K-24V	DC 24V	12 W	2,700K / 3,000K / 4,000K	0 ~ 45℃	IP66
ODV18 40K-24V	DC 24V	18 W	2,700K / 3,000K / 4,000K	0 ~ 45℃	IP66
ODV4 RGB-24V	DC 24V	4 W	R · G · B	0 ~ 45℃	IP66
ODV6 RGB-24V	DC 24V	6 W	R · G · B	0 ~ 45℃	IP66
ODV12 RGB-24V	DC 24V	12 W	R · G · B	0 ~ 45℃	IP66
ODV18 RGB-24V	DC 24V	18 W	R · G · B	0 ~ 45℃	IP66

Dimension

Model Name	Power Input (V)	Lamp Power (W)	A (mm)	B (mm)	C (mm)
ODV3 40K-24V	DC 24	3	142.4	15	22.1
ODV6 40K-24V	DC 24	6	282.5	15	22.1
ODV12 40K-24V	DC 24	12	562	15	22.1
ODV18 40K-24V	DC 24	18	841	15	22.1
ODV4 RGB-24V	DC 24	4	190.5	15	22.1
ODV6 RGB-24V	DC 24	6	282.5	15	22.1
ODV12 RGB-24V	DC 24	12	562	15	22.1
ODV18 RGB-24V	DC 24	18	841	15	22.1

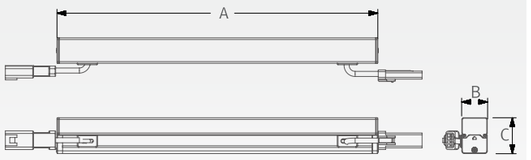

Model Name	A (mm)	B (mm)	C (mm)
FLC200-24V/T	228	68	39

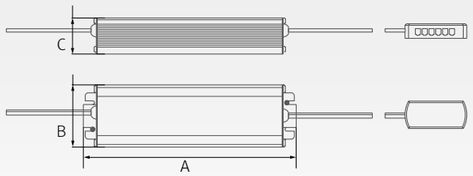

Various options



Accessories

ⓐ Fixture : FLX Stix ODV (Single kelvin)
ODV3 40K-24V (3W)
ODV6 40K-24V (6W)
ODV12 40K-24V (12W)
ODV18 40K-24V (18W)



ⓑ Fixture : FLX Stix ODV (RGB Color changing)
ODV4 RGB-24V (4W)
ODV6 RGB-24V (6W)
ODV12 RGB-24V (12W)
ODV18 RGB-24V (18W)



ⓒ Connecting cable (Between FLX Stix ODV & FLX Stix ODV)

ODVPTC	ODVPTC1	ODVPTC2	ODVPTC4	ODVPTC6
150mm(6inch)	300mm(1feet)	600mm(2feet)	1,200mm(4feet)	1,800mm(6feet)



ⓓ Power cable (Open power cable for FLX Stix ODV) : ODVPC
ODVPC(Non dimming) 2,500mm/4,000mm/6,000mm
ODVOPC(Dimming) 2,500mm/4,000mm/6,000mm



ⓔ Mounting bracket : ODV-BRACKET
Included in fixture
ODV-BRACKET(A) : 1set = 2pcs
ODV-BRACKET(B) : 1set = 3pcs



ⓕ LED Driver with 12way distributor, with power cord (1,800mm)

Part No	FLC30-24V/T	FLC75-24V-P/T
Capacity	30W 24V	75W 24V



ⓖ LED Driver : FLC200-24V/T (200W, DC24V)
IP66



ⓗ Dimming Interface (0-10/1-10, DMX512)
FDA-L2M0 : Max. 200W (100W/CH, 2CH)
FDA-L5M : Max. 200W (50W/CH, 5CH)



ⓘ End cap : ODV-CAP
Included in fixture



FELUX

FLX Spot DVS

LED for Kitchen cabinet, Displays & Funiture

Super Slim LED Recessed Spotlight

- Linkable together with FLX series
- Single 4W diode eliminates multiple shadows
- Virtually no heat emission and no UV radiation
- Available in silver, gold, white, black
- To be used with constant voltage DC 24V driver
- Dimmable with available accessories

Various color











Various options



Installation

FLX Spot DVS & FLX Spot DVS

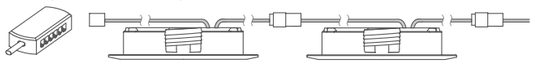

FLX Spot DVS & FLX Stix NDV / NDP

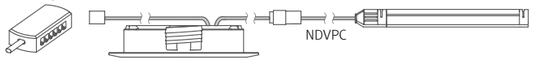

FLX Stix NDV & FLX Spot DVS

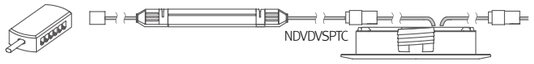

Hole Diameter

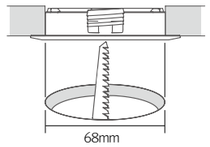

Mounting spring installation

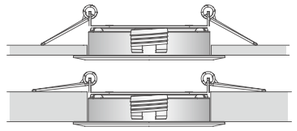

Max. connection of linked fixtures

- FLX Spot DVS : Max 7pcs in a row
- LED Driver

Model Name	Max. units for LED driver		
	24V/30W	24V/75W	24V/200W
DVS4A 40K-24V	7	17	47

Specification

Model Name	Color	Power Input	Lamp Power	Lumens	Efficiency	Color Rendering	Available Color	Beam Angle	Operating Temperature
DVS4A 40K-24V-WT-25	White Black Silver Gold	DC 24V	4.5 W	487 lm	108 lm/w	Ra 〉80	2,700K/3,000K/3,500K/4,000K/5,700K	25˚	0 ~ 45℃
DVS4A 40K-24V-WT-45		DC 24V	4.6 W	502 lm	109 lm/w	Ra 〉80	2,700K/3,000K/3,500K/4,000K/5,700K	45˚	0 ~ 45℃
DVS4A 40K-24V-WT-60		DC 24V	4.6 W	493 lm	107 lm/w	Ra 〉80	2,700K/3,000K/3,500K/4,000K/5,700K	60˚	0 ~ 45℃

Dimension

* Linkable

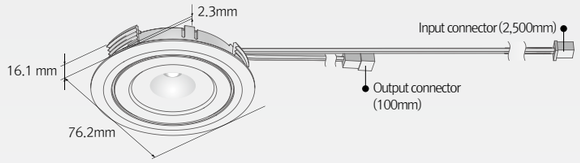

* Surface mount ring

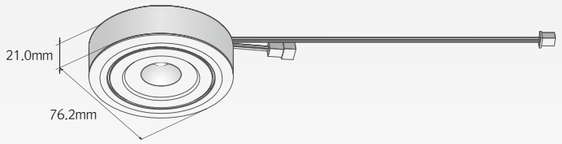

Accessories

ⓐ



ⓐ FLX Spot DVS

White	Black	Gold	Silver
DVS4A 40K-24V-WT	DVS4A 40K-24V-BK	DVS4A 40K-24V-GD	DVS4A 40K-24V-SV

ⓑ



ⓑ Extension cable : DVSPTC (2,500mm)

Between FLX Spot DVS & FLX Spot DVS or 12 way distributor

ⓒ



ⓒ Connecting cable : NDVDVSPTC (1,000mm)

Between FLX Spot DVS & FLX Stix NDV
* Available Color : Black, Gray

ⓓ



ⓓ Connecting cable : NDVPC (2,500mm)

Between FLX Stix NDV & FLX Spot DVS
* Available Color : Black, Gray

ⓔ LED Driver with 12way distributor, with power cord (1,800mm)

Part No	FLC30-24V/T	FLC75-24V-P/T
Capacity	30W 24V	75W 24V

ⓔ



ⓕ LED Driver : FLC200-24V/T (200W DC24V)

LED Driver With 12way distributor

ⓕ



ⓖ Dimming Interface (1-10V) : FDC-L10

Max. 100W (100W/CH, 1CH)

ⓖ



ⓗ Dimming Interface (0-10/1-10,DMX512)

FDA-L2M0 : Max. 200W (100W/CH, 2CH)
FDA-L5M : Max. 200W (50W/CH, 5CH)

ⓗ



ⓘ Dimming Interface (Dail) : FDD-L1DA

Max. 200W (100W/CH, 1CH)

ⓘ



ⓙ Mounting spring : DVS spring

ⓙ



ⓚ Surface mount ring

White	Black	Gold	Silver
DVS MR-WT	DVS MR-BK	DVS MR-GD	DVS MR-SV

ⓚ



ⓛ Deco Ring

White	Black	Gold	Silver
DVS DR-WT	DVS DR-BK	DVS DR-GD	DVS DR-SV

ⓛ



ⓜ Door and motion detection sensor (DC) : FLS-M24V

Voltage : DC 24V

ⓜ



ⓝ Human-body detection sensor (DC) : FLS-P24V

Voltage : DC 24V

ⓝ



FLX Spot DVS Swivel

LED for Kitchen cabinet, Displays & Funiture

Super Slim Swivel LED Spotlight

- Linkable together with FLX series
- Single 4W diode eliminates multiple shadows
- Virtually no heat emission and no UV radiation
- Available in silver, bronze, white, black
- To be used with constant voltage DC 24V driver
- Dimmable with available accessories

Various color











Specification

Model Name	Color	Power Input	Lamp Power	Lumens	Efficiency	Color Rendering	Available Color	Beam Angle	Operating Temperature
DVS4A 40K-24V-SW-WT-25	White Black Silver Gold	DC 24V	4.5 W	487 lm	108 lm/w	Ra 〉80	2,700K/3,000K/3,500K/4,000K/5,700K	25˚	0 ~ 45℃
DVS4A 40K-24V-SW-WT-45		DC 24V	4.6 W	502 lm	109 lm/w	Ra 〉80	2,700K/3,000K/3,500K/4,000K/5,700K	45˚	0 ~ 45℃
DVS4A 40K-24V-SW-WT-60		DC 24V	4.6 W	485 lm	105 lm/w	Ra 〉80	2,700K/3,000K/3,500K/4,000K/5,700K	60˚	0 ~ 45℃

Max. connection

- FLX Spot DVS Swivel : Max 7pcs in a row
- LED Driver

Model Name	Max. units for LED driver		
	24V/30W	24V/75W	24V/200W
DVS4A 40K-24V-SW	7	17	47

Dimension

* Type A (Linkable)

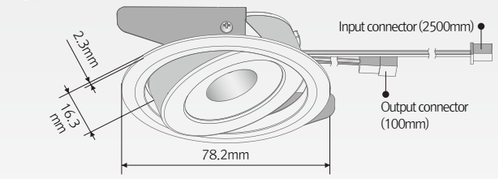

Installation

Linkable between FLX Spot DVS Swivel & FLX Spot DVS Swivel



Linkable between FLX Spot DVS Swivel & FLX series

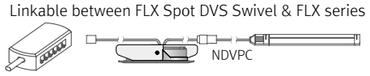

Linkable between FLX series & FLX Spot DVS Swivel



Mounting Arrangements

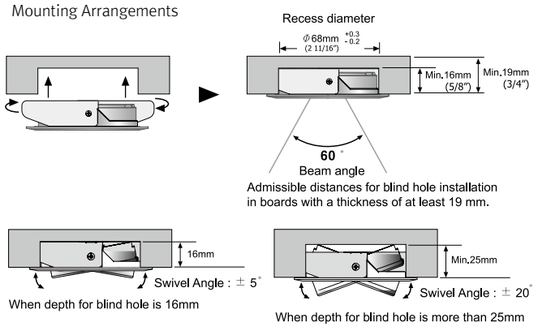

Various options



Accessories

ⓐ FLX Spot DVS Swivel

White	Black	Bronze	Silver
DVS4A 40K-24V-SW-WT	DVS4A 40K-24V-SW-BK	DVS4A 40K-24V-SW-BZ	DVS4A 40K-24V-SW-SV

ⓑ Extension cable : DVSPTC (2,500mm)
Between FLX Spot Swivel & FLX Spot DVS or 12 way distributor

ⓒ Connecting cable : NDVDVSPTC (1,000mm)
Between FLX Spot DVS Swivel & FLX Stix NDV
* Available Color : Black, Gray

ⓓ Connecting cable : NDPDVSPTC (1,000mm)
Between FLX Spot DVS Swivel & FLX Stix NDP
* Available Color : Black, Gray

ⓔ Connecting cable : NDVPC (2,500mm)
Between FLX Stix NDV & FLX Spot DVS Swivel

ⓕ Connecting cable : NDPPC (2,500mm)
Between FLX Stix NDP & FLX Spot DVS Swivel

ⓖ LED Driver with 12way distributor, with power cord (1,800mm)

Part No	FLC30-24V/T	FLC75-24V-P/T
Capacity	30W 24V	75W 24V

ⓗ LED Driver : FLC200-24V/T (200W, DC24V)
LED Driver With 12way distributor

ⓘ Dimming Interface (1-10V) : FDC-L10
Max. 100W (100W/CH, 1CH)

ⓙ Dimming Interface (0-10/1-10, DMX512)
FDA-L2M0 : Max. 200W (100W/CH, 2CH)
FDA-L5M : Max. 200W (50W/CH, 5CH)

ⓚ Dimming Interface (Dail) : FDD-L1DA
Max. 200W (100W/CH, 1CH)

ⓛ Door and motion detection sensor : FLS-M24V
Voltage : DC 24V

ⓜ Human-body detection sensor : FLS-P24V
Voltage : DC 24V























FELUX

Display & Cove system for ***long runs!***

MonoRail



MonoRail 2 94

MonoRail Pro 100

MonoRail Spot 106

MonoRail Spot HO 112

MonoRail Showcase Kit 118

FELUX

MonoRail 2

Magnetic Lighting System for Display, Cove & Drywall

Modular Low Voltage Track System with Flexibility and Creativity

- High-end Linear Fixture with Spot-Free illumination
- Mini Spotlight with various beam angle and dimming touch sensor
- Easy installation with magnetic track system
- Various aluminum track and components available.
- Optional illuminated power feed





MonoRail 2
Display& Cove System for Long runs!



NMS3 / MonoRail 2 Spot



NMP3 / MonoRail 2 3W Length (97mm)



* NMP4 / MonoRail 2 4W Length (145mm)



* NMP8 / MonoRail 2 8W Length (288mm)

*** For the direct connection between tracks use only 4W/8W fixture.**

Various options



Easy Bracket Mounting



Strong Magnet hold



Direct connection



Power cable connection

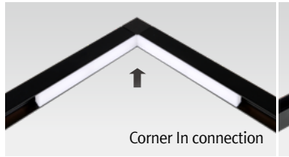

Corner In connection



90˚connection



Dimming touch sensor

Track Types



Surface



Recessed



Trimless

Installation

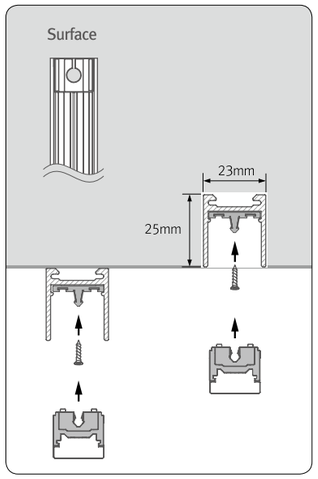

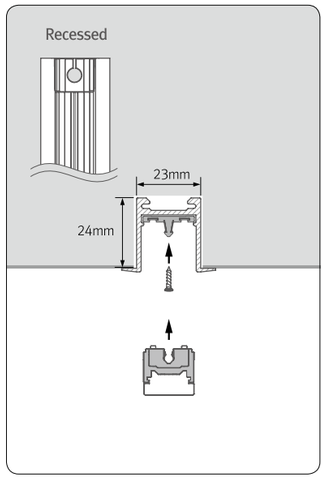

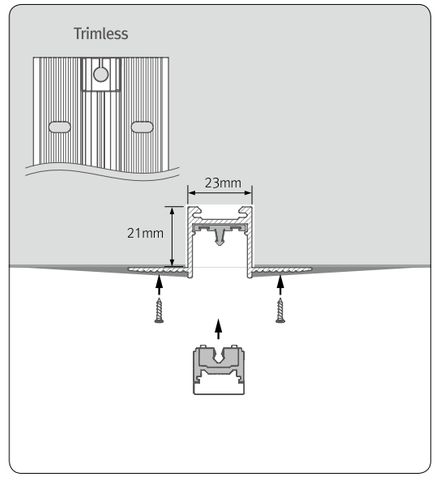

Max. connection

- MonoRail 2 : 180W in one row (Single power feed)
- LED Driver

Model Name	Max. units for LED Driver		
	24V/30W	24V/75W	24V/200W
NMS3 40K-24V	11	28	76
NMP3 40K-24V-C90	12	28	76
NMP4 40K-24V-C90	7	19	52
NMP8 40K-24V-C90	3	9	25

Specification

Model Name (4000K)	Power Input	Lamp Power	Lumens	Efficiency	Color Rendering	Available Color	Operating Temperature
NMS3 40K-24V-C90	DC 24V	2.8 W	230 lm	80lm/W	Ra>90	2,700K/3,000K/3,500K/4,000K	0 ~ 45℃
NMS3 40K-24V-C90-T	DC 24V	2.8 W	230 lm	80lm/W	Ra>90	2,700K/3,000K/3,500K/4,000K	0 ~ 45℃
NMP3 40K-24V-C90	DC 24V	2.6 W	179 lm	70lm/W	Ra>90	2,700K/3,000K/3,500K/4,000K	0 ~ 45℃
NMP4 40K-24V-C90	DC 24V	3.8 W	265 lm	69lm/W	Ra>90	2,700K/3,000K/3,500K/4,000K	0 ~ 45℃
NMP8 40K-24V-C90	DC 24V	7.7 W	540 lm	71lm/W	Ra>90	2,700K/3,000K/3,500K/4,000K	0 ~ 45℃

Dimension

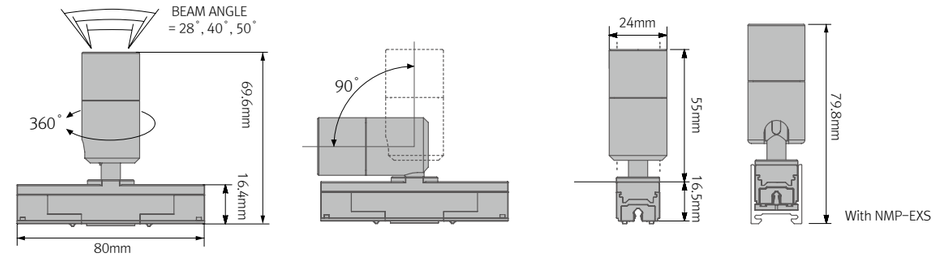

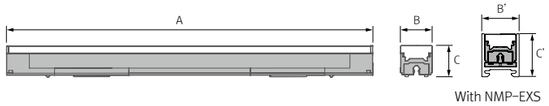

Model Name	Power Input (V)	Lamp Power (W)	A (mm)	B (mm)	B' (mm)	C (mm)	C' (mm)
NMP3 40K-24V-C90	DC 24	2.6W	97	18	21.4	16.5	24.7
NMP4 40K-24V-C90	DC 24	3.8W	145	18	21.4	16.5	24.7
NMP8 40K-24V-C90	DC 24	7.7W	288	18	21.4	16.5	24.7

Model Name	A (mm)	B (mm)	C (mm)
FLC30-24V/T	150	41	31
FLC75-24V-P/T	180	60	32

* LED Driver

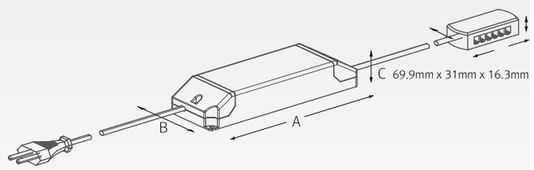

Model Name	A (mm)	B (mm)	C (mm)
FLC200-24V/T	228	68	39

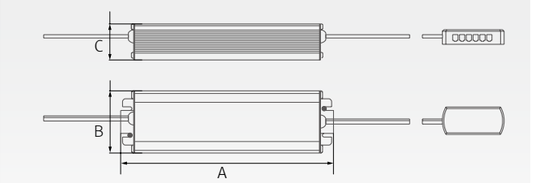

* Power Cable

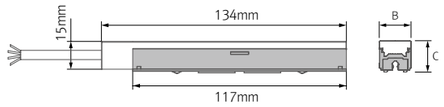

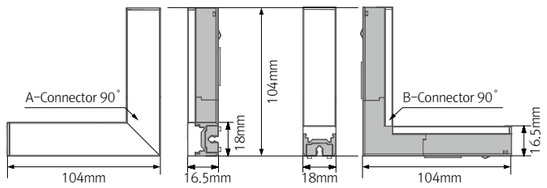

* Surface Extrusion

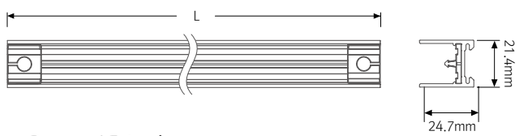

* Recessed Extrusion

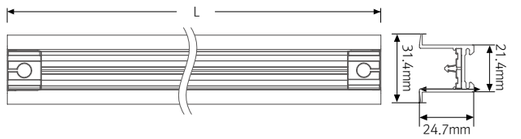

* Trimless Extrusion

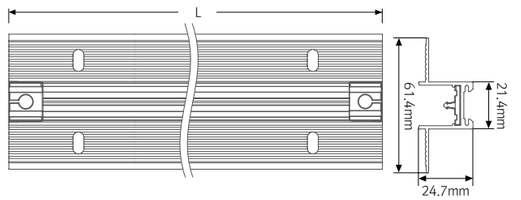

Accessories

ⓐ MonoRail 2 Spot

Beam Angle	Black	White
28˚	NMS3 40K-24V-C90-BK-28	NMS3 40K-24V-C90-WT-28
40˚	NMS3 40K-24V-C90-BK-40	NMS3 40K-24V-C90-WT-40
50˚	NMS3 40K-24V-C90-BK-50	NMS3 40K-24V-C90-WT-50

* Available Color : Black, White

ⓑ MonoRail 2 Spot (Touch Sensor)

Beam Angle	Black	White
28˚	NMS3 40K-24V-C90-BK-28-T	NMS3 40K-24V-C90-WT-28-T
40˚	NMS3 40K-24V-C90-BK-40-T	NMS3 40K-24V-C90-WT-40-T
50˚	NMS3 40K-24V-C90-BK-50-T	NMS3 40K-24V-C90-WT-50-T

* Available Color : Black, White

ⓒ LED Power Connector : NMP3 40K-24V-C90-L134P-BK
MonoRail2 3W (134mm) DC24V LED Power Connector
* Available Color : Black, White

ⓓ Power Connector : NMPPC-VE-BK
Monorail2 Vertical Power Connection
* Available Color : Black, White

ⓔ LED 90˚Connector : NMP5 40K-24V-C90-90-BK
Monorail2 90˚ Connector 5W
* Available Color : Black, White

ⓕ 90˚Connector : NMPCPL-90-BK
* Available Color : Black, White

ⓖ LED Corner In Connector : NMP5 40K-24V-C90-CI-BK
Monorail2 Corner in Connector 5W
* Available Color : Black, White

ⓗ Corner In Connector : NMPCPL-CI-BK
* Available Color : Black, White

ⓘ Direct Connector : NMPCPL-VE-BK
* Available Color : Black, White

ⓙ Surface Track (600mm/1,200mm/2,400mm)

Black	White
NMP-EXS-BK	NMP-EXS-WT

ⓚ Recessed Track (600mm/1,200mm/2,400mm)

Black	White
NMP-EXR-BK	NMP-EXR-WT

ⓛ Trimless Trackn (600mm/1,200mm/2,400mm)

Black	White
NMP-EXT-BK	NMP-EXT-WT

ⓜ Surface Track 90˚Cap : NMP-EXS-90-CAP-BK
* Available Color : Black, White

ⓝ Surface Track Corner In Cap : NMP-EXS-CI-CAP-BK
* Available Color : Black, White

ⓞ Fixture Remover : NMP-REMOVER

ⓟ Track Joint Bracket : NMP-JOINT BRACKET

ⓠ Standard mounting bracket : NMP-BRACKET1
NMP-BRACKET1 : 1set = 2pcs

Accessories for MonoRail2 Pendant

ⓡ Power Connector for Pendant : NMPPC-HE-BK
* Available Color : Black, White

ⓢ Connecting Power Connector for Pendant : NMPPTC-HE-BK
* Available Color : Black, White

ⓣ Direct for Pendant : NMPCPL-HE-BK
* Available Color : Black, White

ⓤ L Connector for Pendant : NMPCPL-HE-L-BK
* Available Color : Black, White

ⓥ LED Driver with 12way distributor, with power cord (1,800mm)

Part No	FLC30-24V/T	FLC75-24V-P/T
Capacity	30W 24V	75W 24V

ⓦ LED Driver : FLC200-24V/T (200W, DC24V)
LED Driver With 12way distributor





FELUX

MonoRail Pro

LED for Display, Cabinet, Furniture

Display & Cove System for Long Runs!

- Super Slim linear with power track
- Greatly extends the length of a run with a single power point
- Fixtures snaps onto power track with no breaks in light output
- Available in silver, black
- To be used with constant voltage DC 24V driver
- Dimmable with available accessories

Various color











MonoRail Pro
Display& Cove System for Long runs!



MNP1 / MonoRail Pro 1W Length (95mm)



MNP4 / MonoRail Pro 4W Length (286mm)



MNP8 / MonoRail Pro 8W Length (572mm)



MNR-Rail (power supply track)

Various options







MNR-Rail
Power supply track
for FLX Series



MNR-Rail Extrusion





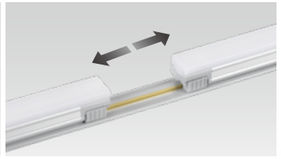



Connection



Mounting Bracket



Adhesive Tape



MNR-Rail Extrusion Surface



MNR-Rail Protection Cover

Installation

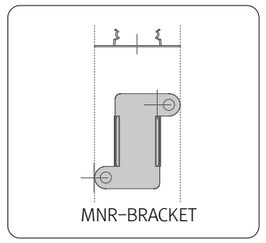

MNR-BRACKET

step.1

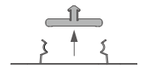

Clip MNR-BRACKET on
MNR-Rail.

step.2

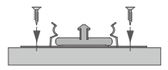

Fix MNR-BRACKET with screws
on surface.

step.3

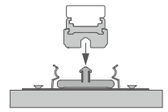

Put Mono Rail on installed
MNR-Rail.

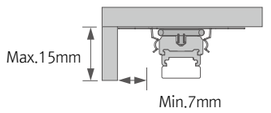

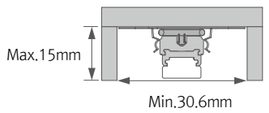

Max. connection

- MonoRail : 180W in one row (Single power feed)
- LED Driver

Model Name	Max. units for LED Driver		
	24V/30W	24V/75W	24V/200W
MNP1 40K-24V	21	53	114
MNP4 40K-24V	7	17	37
MNP8 40K-24V	3	9	18

Specification

Model Name	Power Input	Lamp Power	Lumen	Efficiency	Color Rendering	Available Color	Operating Temperature
MNP1 40K-24V-C90	DC 24V	1.4 W	113 lm	79 lm/W	Ra > 90	2,700K/3,000K/3,500K/4,000K/5,700K	0 ~ 45℃
MNP4 40K-24V-C90	DC 24V	4.3 W	362 lm	84 lm/W	Ra > 90	2,700K/3,000K/3,500K/4,000K/5,700K	0 ~ 45℃
MNP8 40K-24V-C90	DC 24V	8.5 W	722 lm	85 lm/W	Ra > 90	2,700K/3,000K/3,500K/4,000K/5,700K	0 ~ 45℃

Dimension

Model Name	Power Input (V)	Lamp Power (W)	A (mm)	A' (mm)	B (mm)	B' (mm)	C (mm)	C' (mm)	D (mm)	E (mm)	F (mm)
MNP1 40K-24V-C90	DC 24	1.4	95	121	15.3	30.6	14.8	17.4	15.6	17	17
MNP4 40K-24V-C90	DC 24	4.3	286	312	15.3	30.6	14.8	17.4	15.6	17	17
MNP8 40K-24V-C90	DC 24	8.5	572	598	15.3	30.6	14.8	17.4	15.6	17	17

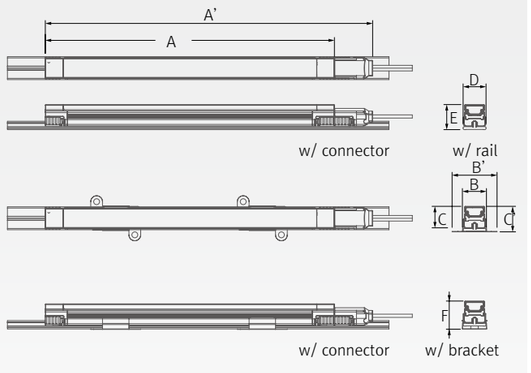

Model Name	A (mm)	B (mm)	C (mm)
FLC30-24V/T	150	41	31
FLC75-24V-P/T	180	60	32

* LED Driver

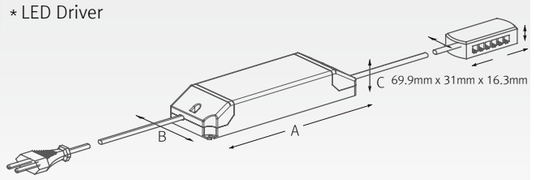

Model Name	A (mm)	B (mm)	C (mm)
FLC200-24V/T	228	68	39

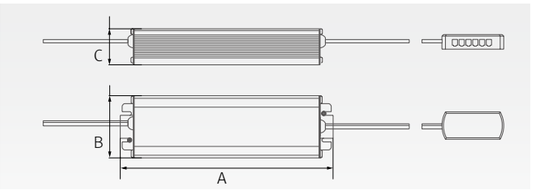

* MNR-Rail Extrusion Surface

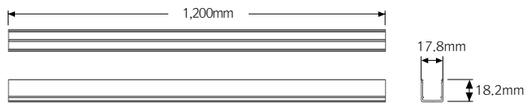

* MNR-Rail extrusion line

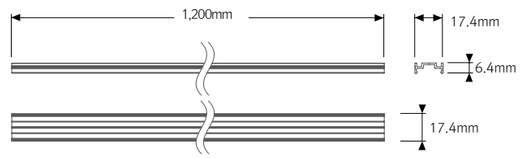

* MNR-Rail extrusion pole

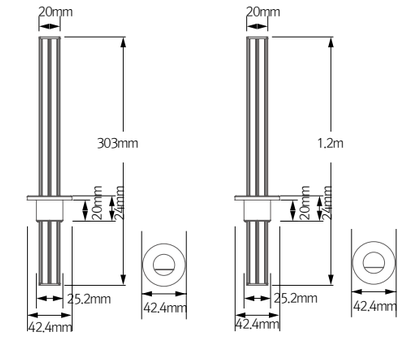

* 90 ° connector

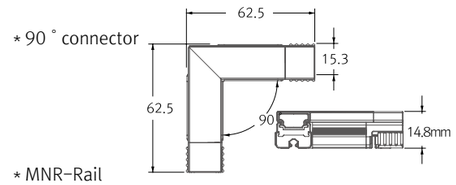

* MNR-Rail



* MNR-Rail extrusion corner

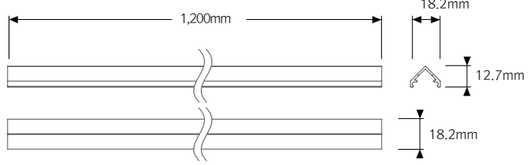

Accessories





ⓐ Power supply track : MNR-Rail (20m)
Power supply track in Roll without adhesive
Color : White, Gray, Black

ⓑ Power supply track : MNR-Rail (1,200mm)
Power supply track with adhesive tape
Color : White, Gray, Black

ⓒ Adhesive tape
Adhesive tape for MNR-Rail (16.5 m)

ⓓ Power supply cable to the MNR-Rail : MNRPC (2,500mm)
120W in one row (w/ terminal block)
180W in one row (w/o terminal block)
* Available Color : Gray, Black

ⓔ Connecting cable between MNR-Rail

MNRPTC	MNRPTC1	MNRPTC2	MNRPTC4	MNRPTC6
150mm(6inch)	300mm(1feet)	600mm(1feet)	1200mm(4feet)	1800mm(6feet)

* Available Color : Gray, Black

ⓕ Connecting cable between MNR-Rail and FLX Stix NDP : MNRPTC-NDP

MNRPTC-NDP1	MNRPTC-NDP2
300mm(1feet)	600mm (2feet)

* Available Color : Gray, Black

ⓖ Connecting cable between MNR-Rail and FLX Stix NDV : MNRPTC-NDV

MNRPTC-NDV1	MNRPTC-NDV2
300mm(1feet)	600mm (2feet)

* Available Color : Gray, Black

ⓗ Connecting cable between MNR-Rail and FLX Stix HDP : MNRPTC-HDP

MNRPTC-HDP1	MNRPTC-HDP2
300mm(1feet)	600mm (2feet)

* Available Color : Gray, Black

ⓘ Connecting cable between MNR-Rail and FLIX Stix HDV&DDV : MNRPTC-HDV

MNRPTC-HDV1	MNRPTC-HDV2
300mm(1feet)	600mm (2feet)

* Available Color : Gray, Black

ⓙ Connecting cable between MNR-Rail and FLX Spot DVS : MNRPTC-DVS

MNRPTC-DVS1	MNRPTC-DVS2
300mm(1feet)	600mm (2feet)

* Available Color : Gray, Black

ⓚ Sidefeed for seamless extension (1W) : MNP1 40K-24V-C90-S
120W in one row

ⓛ 90˚ connector : MNP1 40K-24V-C90-90
MonoRail90˚ connector (1W)
120W in one row

ⓜ LED Driver with 12way distributor, with power cord (1,800mm)

Part No	FLC30-24V/T	FLC75-24V-P/T
Capacity	30W 24V	75W 24V

ⓝ LED Driver : FLC200-24V/T (200W, DC24V)
LED Driver With 12way distributor

ⓞ Bracket : MNR-BRACKET (standard)

ⓟ Bracket : MNR-BRACKET1 (optional)

ⓠ Dimming Interface (1-10V) : FDC-L10
Max. 100W (100W/CH, 1CH)

ⓡ Dimming Interface (0-10/1-10V, DMX512)
FDA-L2M0 : Max. 200W (100W/CH, 2CH)
FDA-L5M : Max. 200W (50W/CH, 5CH)

ⓢ Dimming Interface (Dail): FDD-L1DA
Max. 200W (100W/CH, 1CH)

ⓣ MNR-Rail Extrusion Surface (1,200mm) Without MNR-Rail

Silver	Black
MNR-EXS-SV	MNR-EXS-BK

ⓤ MNR-Rail Extrusion Line (1,200mm) Without MNR-Rail

Silver	Black
MNR-EXL-SV	MNR-EXL-BK

ⓥ MNR-Rail Extrusion Corner (1,200mm) Without MNR-Rail

Silver	Black
MNR-EXC-SV	MNR-EXC-BK

ⓦ MNR-Rail Extrusion Pole (300mm/1,200mm) With MNR-Rail

Silver	Black
MNR-EXP-SV	MNR-EXP-BK

ⓧ MNR-Rail protection cover : MNR-Rail Cover Color : White, Gray, Black

ⓨ Fixture Remover : NMP-REMOVER

ⓩ End cap : MNR-CAP Color : White, Gray, Black

















































FELUX

MonoRail Spot

LED for Display, Cabinet, Furniture

Slide and Swivel Mini LED Spotlight

- Compatible and linkable with MonoRail system
- Slide and swivel mini LED spotlight
- Suitable for furniture and showcase application
- Simple Plug & Play connection to the power track
- Available in silver or black
- To be used with constant voltage DC 24V driver

Various color







Various options













Installation

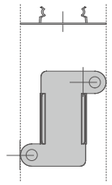

step.1

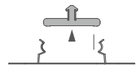

step.2

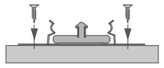

step.3

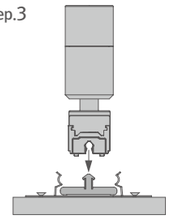

Max. connection

- MonoRail Spot :180W in one row (Single power feed)
- LED Driver

LED Driver / Model Name	Max. units for LED Driver		
	24V/30W	24V/75W	24V/200W
MRS1 40K-24V-SV	20	52	140

Specification

Model Name	Color	Power Input	Lamp Power	Lumens	Efficiency	Color Rendering	Available Color	Beam Angle	Operating Temperature
MRS1 40K-24V-SV-15	Silver	DC 24V	1.3 W	95 lm	74 lm/W	Ra〉90	2,700K/3,000K/4,000K/5,000K/5,700K	15˚, 35˚	0~45℃
MRS1 40K-24V-BK-35	Black	DC 24V	1.3 W	97 lm	75 lm/W	Ra〉90	2,700K/3,000K/4,000K/5,000K/5,700K	15˚, 35˚	0~45℃

Dimension

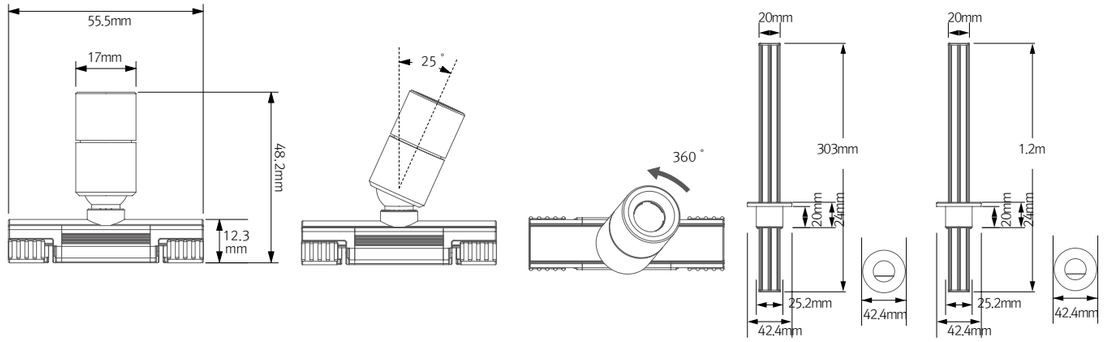

Model Name	A (mm)	B (mm)	C (mm)
FLC30-24V/T	150	41	31
FLC75-24V-P/T	180	60	32

* LED Driver

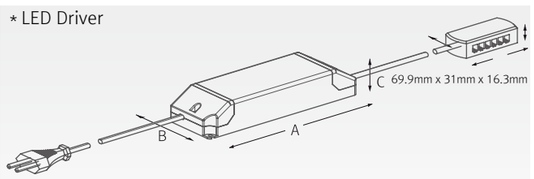

Model Name	A (mm)	B (mm)	C (mm)
FLC200-24V/T	228	68	39

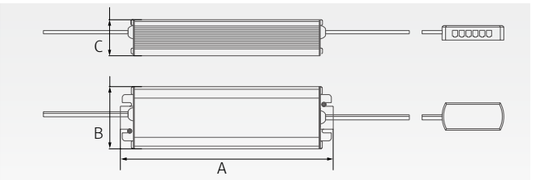

* MNR-Rail Extrusion Surface

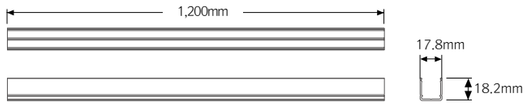

* MNR-Rail extrusion line

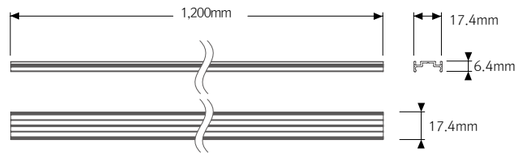

* MNR-Rail extrusion corner

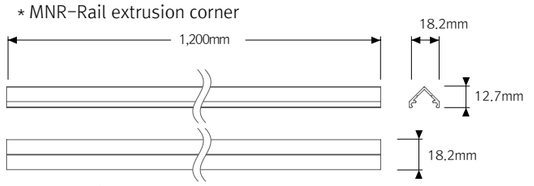

* MNR-Rail

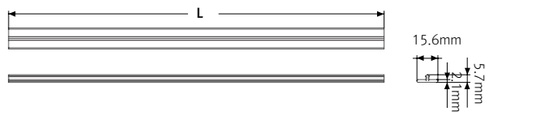

Accessories

ⓐ MonoRail Spot

Beam angle	Silver	Black
15°	MRS1 40K-24V-SV-15	MRS1 40K-24V-BK-15
35°	MRS1 40K-24V-SV-35	MRS1 40K-24V-BK-35

ⓑ Power supply track : MNR-Rail (20,000mm)
Power supply track in Roll without adhesive
Color : White, Gray, Black

ⓒ Power supply track : MNR-Rail (1,200mm)
Power supply track with adhesive tape
Color : White, Gray, Black

ⓓ Adhesive tape
Adhesive tape for MNR-Rail (16.5m)

ⓔ Power supply cable to the MNR-Rail : MNRPC (2,500mm)
120W in one row (w/ terminal block)
180W in one row (w/o terminal block)
* Available Color : Black, Gray

ⓕ Connecting cable between MNR-Rail

MNRPTC	MNRPTC1	MNRPTC2	MNRPTC4	MNRPTC6
150mm(6inch)	300mm(1feet)	600mm(1feet)	1,200mm(4feet)	1,800mm(6feet)

* Available Color : Black, Gray

ⓖ LED Driver with 12way distributor, with power cord (1,800mm)

Part No	FLC30-24V/T	FLC75-24V-P/T
Capacity	30W 24V	75W 24V

ⓗ LED Driver : FLC200-24V/T (200W, DC24V)
LED Driver With 12way distributor

ⓘ MonoRail bracket : MNR-BRACKET (standard)

ⓙ MonoRail bracket : MNR-BRACKET1 (optional)

ⓚ Dimming Interface (1-10V) : FDC-L10
Max. 100W (100W/CH, 1CH)

ⓛ Dimming Interface (0-10/1-10, DMX512)
FDA-L2M0 : Max. 200W (100W/CH, 2CH)
FDA-L5M : Max. 200W (50W/CH, 5CH)

ⓜ Dimming Interface (Dail) : FDD-L1DA
Max. 200W (100W/CH, 1CH)

ⓝ Door and motion detection sensor (DC) : FLS-M24V
Voltage : DC 24V

ⓞ Human-body detection sensor (DC) : FLS-P24V
Voltage : DC 24V

ⓟ MNR-Rail Extrusion Surface (1,200mm) Without MNR-Rail

Silver	Black
MNR-EXS-SV	MNR-EXS-BK

ⓠ MNR-Rail Extrusion Line (1,200mm)

Silver	Black
MNR-EXL-SV	MNR-EXL-BK

Without MNR-Rail

ⓡ MNR-Rail Extrusion Corner (1.2m)

Silver	Black
MNR-EXC-SV	MNR-EXC-BK

Without MNR-Rail

ⓢ MNR-Rail Extrusion Pole (300mm/1,200mm)

Silver	Black
MNR-EXP-SV	MNR-EXP-BK

With MNR-Rail

ⓣ MNR-Rail protection cover : MNR-Rail Cover
Color : White, Gray, Black



FELUX

MonoRail Spot HO

LED for Display, Cabinet, Furniture

Slide and Swivel High Output LED Spotlight

- Compatible and linkable with MonoRail system
- Slide and Swivel High Output LED Spotlight
- Suitable for furniture and showcase application
- Simple Plug & Play connection to the power track
- Available in silver or black
- To be used with constant voltage DC 24V driver

Various color







Various options








MNR-Rail Extrusion


Mounting Bracket


Adhesive Tape

Installation

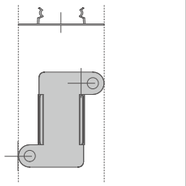
MNR-BRACKET

step.1

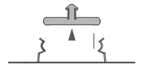
Clip MNR-BRACKET on MNR-Rail.

step.2

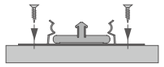
Fix MNR-BRACKET with screws on surface.

step.3

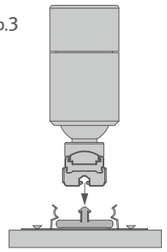
Put MonoRail Spot HO on installed MNR-Rail.

Max. connection

- MonoRail Spot HO: 180W in one row (Single powerfeed)
- LED Driver

LED Driver / Model Name	Max. units for LED Driver		
	24V/30W	24V/75W	24V/200W
MRS3 40K-24V-SV	11	28	76

Specification

Model Name	Color	Power Input	Lamp Power	Luminous Flux	Efficiency	Color Rendering	Available Color	Beam Angle	Operating Temperature
MRS3 40K-24V-SV-25	Silver	DC 24V	2.5 W	246 lm	98 lm/W	Ra ⟩ 80	2,700K/3,000K/3,500K/4,000K/5,000K/5,700K	25˚, 45˚, 60˚	0 ~ 45℃
MRS3 40K-24V-BK-45	Black	DC 24V	2.5 W	235 lm	93 lm/W	Ra ⟩ 80	2,700K/3,000K/3,500K/4,000K/5,000K/5,700K	25˚, 45˚, 60˚	0 ~ 45℃
MRS3 40K-24V-WT-60	white	DC 24V	2.5 W	226 lm	90 lm/W	Ra ⟩ 80	2,700K/3,000K/3,500K/4,000K/5,000K/5,700K	25˚, 45˚, 60˚	0 ~ 45℃

Dimension

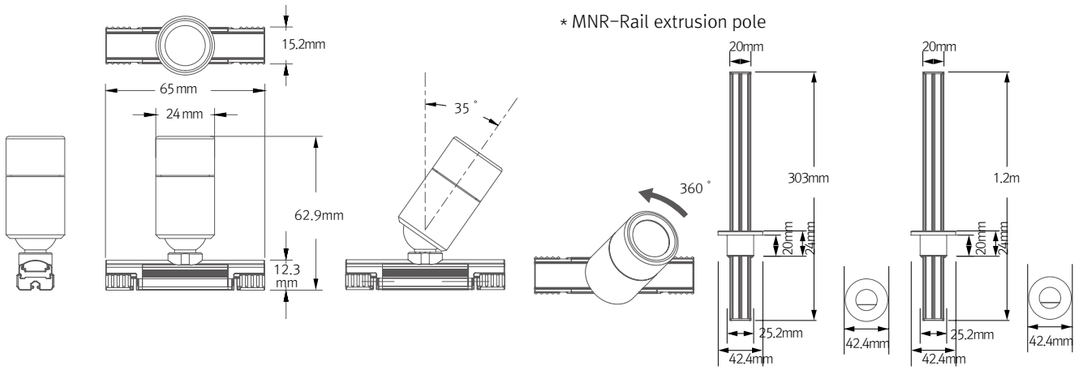

Model Name	A (mm)	B (mm)	C (mm)
FLC30-24V/T	150	41	31
FLC75-24V-P/T	180	60	32

* LED Driver

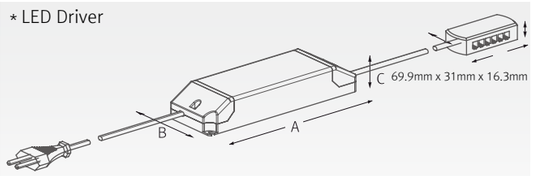

Model Name	A (mm)	B (mm)	C (mm)
FLC200-24V/T	228	68	39

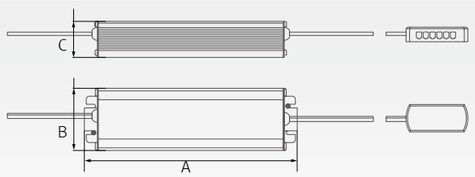

* MNR-Rail Extrusion Surface

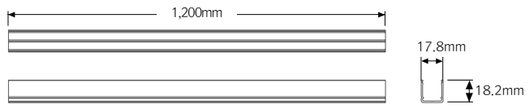

* MNR-Rail extrusion line

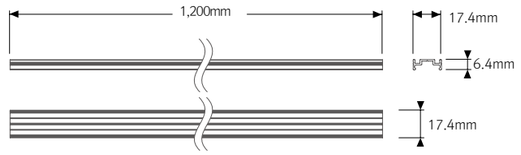

* MNR-Rail extrusion corner

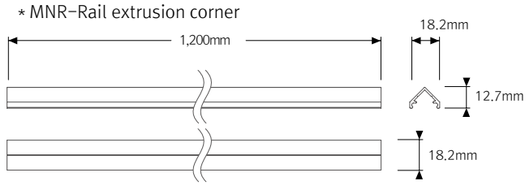

* MNR-Rail

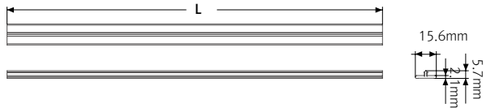

Accessories

ⓐ MonoRail Spot HO

Beam angle	Silver	Black	White
25°	MRS340K-24V-SV-25	MRS340K-24V-BK-25	MRS340K-24V-WT-25
45°	MRS340K-24V-SV-45	MRS340K-24V-BK-45	MRS340K-24V-WT-45
60°	MRS340K-24V-SV-60	MRS340K-24V-BK-60	MRS340K-24V-WT-60

ⓑ Power supply track : MNR-Rail (20,000mm)
Color : White, Gray, Black

ⓒ Power supply track : MNR-Rail (1,200mm)
Color : White, Gray, Black

ⓓ Adhesive tape
MNR-Rail (16.5m)

ⓔ Power supply cable to the MNR-Rail : MNRPC (2,500mm)
120W in one row (w/ terminal block)
180W in one row (w/o terminal block)
* Available Color : Black, Gray

ⓕ Connecting cable between MNR-Rail

MNRPTC	MNRPTC1	MNRPTC2	MNRPTC4	MNRPTC6
150mm(6inch)	300mm(1feet)	600mm(1feet)	1,200mm(4feet)	1,800mm(6feet)

* Available Color : Black, Gray

ⓖ LED Driver with 12way distributor, with power cord (1,800mm)

Part No	FLC30-24V/T	FLC75-24V-P/T
Capacity	30W 24V	75W 24V

ⓗ LED Driver : FLC200-24V/T (200W, DC24V)
LED Driver With 12way distributor

ⓘ Bracket : MNR-BRACKET (standard)

ⓙ Bracket : MNR-BRACKET1 (optional)

ⓚ Dimming Interface (1-10V) : FDC-L10
Max. 100W (100W/CH, 1CH)

ⓛ Dimming Interface (0-10/1-10, DMX512)
FDA-L2M0 : Max. 200W (100W/CH, 2CH)
FDA-L5M : Max. 200W (50W/CH, 5CH)

ⓜ Dimming Interface (Dail) : FDD-L1DA
Max. 200W (100W/CH, 1CH)

ⓝ Door and motion detection sensor (DC) : FLS-M24V
Voltage : DC 24V

ⓞ Human-body detection sensor (DC) : FLS-P24V
Voltage : DC 24V

ⓟ MNR-Rail Extrusion Surface (1,200mm)
Without MNR-Rail

Silver	Black
MNR-EXS-SV	MNR-EXS-BK

ⓠ MNR-Rail Extrusion Line (1,200mm)

Silver	Black
MNR-EXL-SV	MNR-EXL-BK

Without MNR-Rail

ⓡ MNR-Rail Extrusion Corner (1,200mm)

Silver	Black
MNR-EXC-SV	MNR-EXC-BK

Without MNR-Rail

ⓢ MNR-Rail Extrusion Pole (300mm/1,200mm)

Silver	Black
MNR-EXP-SV	MNR-EXP-BK

With MNR-Rail

ⓣ MNR-Rail protection cover : MNR-Rail Cover
Color : White, Gray, Black



MonoRail Showcase Kit

Total Solution for Showcase

Convenient Pole System for Multi-use

- The showcase kit convenient for all
- Showcase kit using MonoRail system
- Plug & Play display system
- Adjustable length
- Slide LED fixtures along power track
- Available in silver or black
- To be used with constant voltage DC 24V driver



Slide LED fixtures along MNR-Rail



Adjustable pole length



Installation

step.1

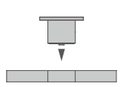

Make a 26mm hole on the surface, and insert base of the pole

step.2

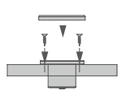

Fix base with screws and attach base cover on top

step.3

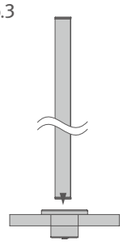

Insert the pole onto the base cover

step.4

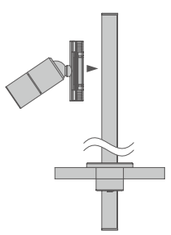

Snap LED fixtures onto the MNR-Rail which is installed inside the pole

step.5

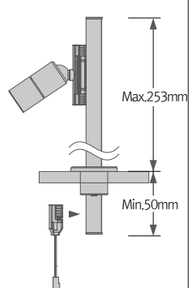

Insert MNRPC onto the MNR-Rail to give power

Dimension

* MonoRail Spot Fixture 1W

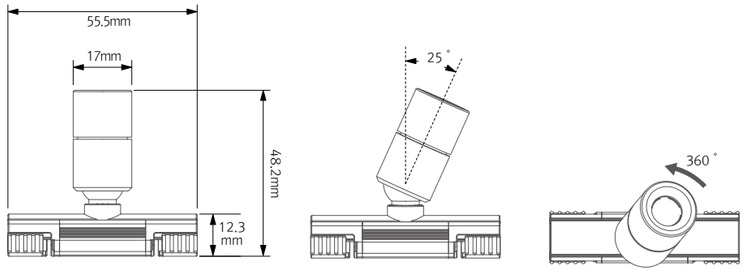

* MonoRail Spot Fixture 3W

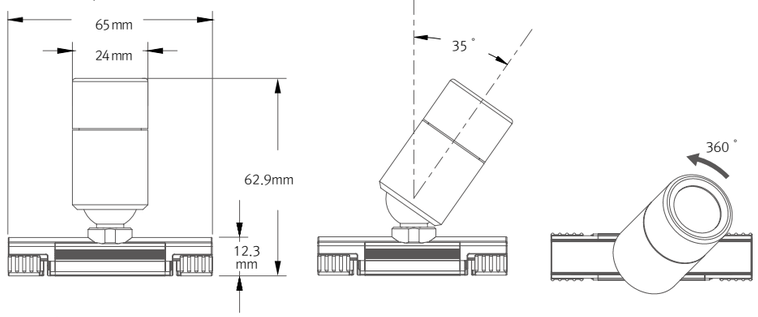

* MNRPC

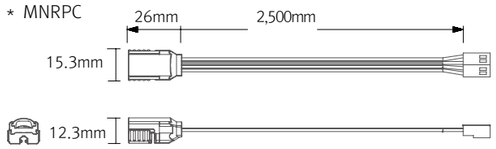

* MNR-Rail extrusion pole

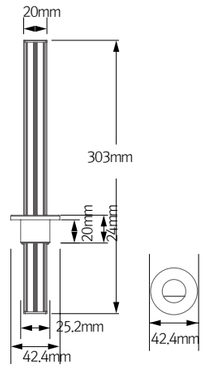

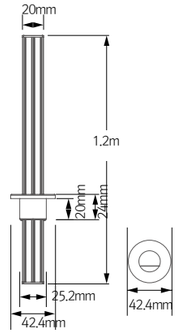

Required Accessories



Accessories

ⓐ MNR-Rail extrusion pole (300mm/1,200mm)

	Silver	Black
300mm	MNR-EXP-SV	MNR-EXP-BK
1,200mm	MNR-EXP-SV (1.2m)	MNR-EXP-BK (1.2m)

* LED fixture, Power cable, LED driver are not included

ⓑ MonoRail Spot

Beam angle	Silver	Black
15°	MRS1 40K-24V-SV-15	MRS1 40K-24V-BK-15
35°	MRS1 40K-24V-SV-30	MRS1 40K-24V-BK-30

ⓒ MonoRail Spot HO

Beam angle	Silver	Black	White
25°	MRS3 40K-24V-SV-25	MRS3 40K-24V-BK-25	MRS3 40K-24V-WT-25
45°	MRS3 40K-24V-SV-45	MRS3 40K-24V-BK-45	MRS3 40K-24V-WT-45
60°	MRS3 40K-24V-SV-60	MRS3 40K-24V-BK-60	MRS3 40K-24V-WT-60

ⓓ Power supply cable to the MNR-Rail : MNRPC (2,500mm)

120W in one row (w/ terminal block)
180W in one row (w/o terminal block)
* Available Color : Gray, Black

ⓔ LED Driver with 12way distributor, with power cord (1,800mm)

Part No	FLC30-24V/T	FLC75-24V-P/T
Capacity	30W 24V	75W 24V

FELUX

Curve perfection with ***FLXilble Neon***

FLXible Neon







FLXible Neon 1 126
FLXible Neon 2 132
FLXible Neon Dual 1 138
FLXible Neon Dual 2 144
FLXible LED Tape 150

FELUX

FLXible Neon 1

Super Slim Flexible LED With Spot-free Output

Curve Perfection with FLXible Neon

- Bend direction horizontally
- Ultra slim spot free illumination
- Dimmable with 0-10V, forward/reverse phase
- Indoor and outdoor application
- Field Cuttable (38.5mm) for customized length
- Available in standard lengths of 1, 2, 3, 4, 5M reels

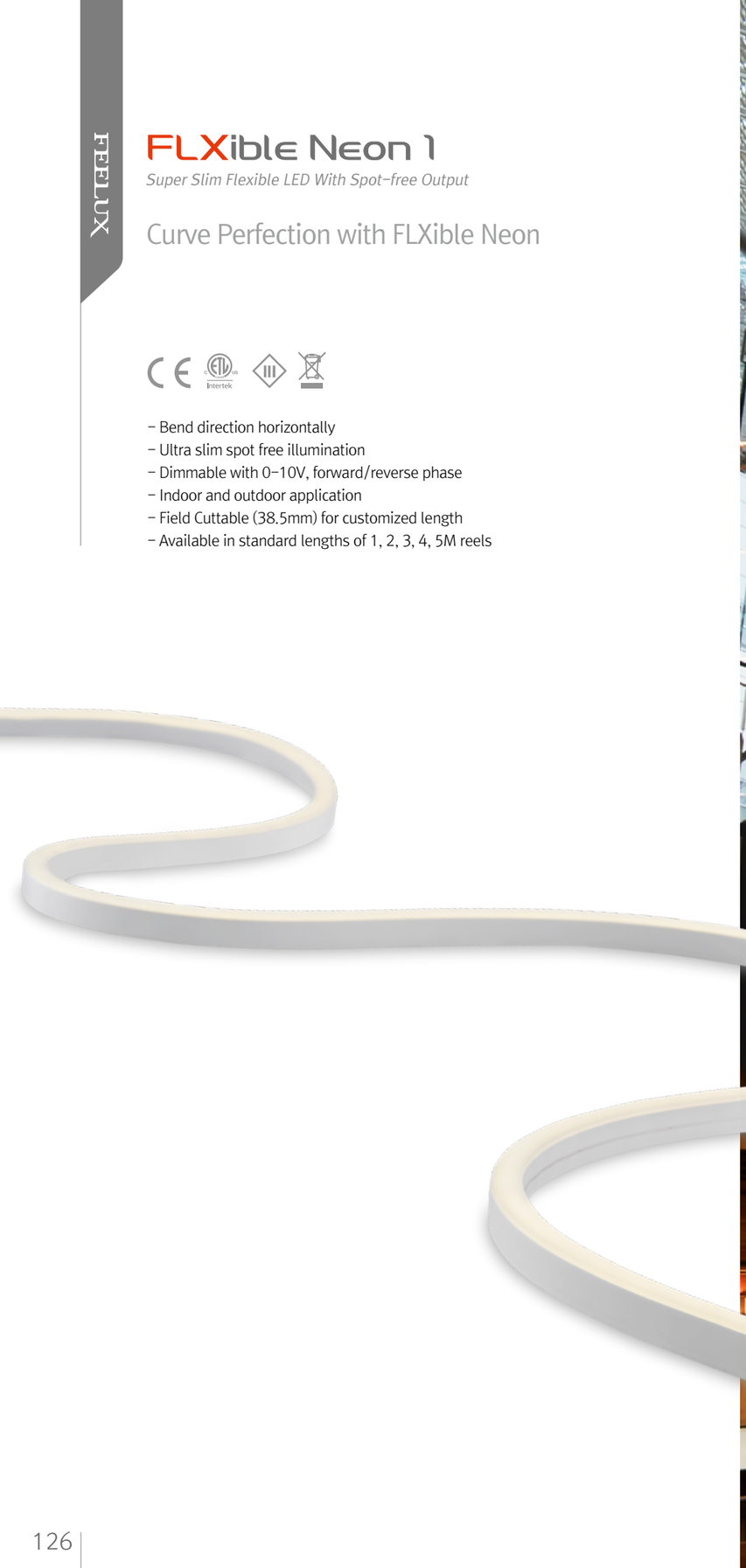



Specification

Model Number	Power Input	Lamp Power	Lumens/m	Color Temperature	Color Rendering	Operating Temperature
FN1 22K-24V-1M	DC 24V	12.5 W	358 lm	2,200K	Ra〉80	-10℃ to 50℃
FN1 27K-24V-1M	DC 24V	12.5 W	374 lm	2,700K	Ra〉80	-10℃ to 50℃
FN1 30K-24V-1M	DC 24V	12.5 W	413 lm	3,000K	Ra〉80	-10℃ to 50℃
FN1 35K-24V-1M	DC 24V	12.5 W	443 lm	3,500K	Ra〉80	-10℃ to 50℃
FN1 40K-24V-1M	DC 24V	12.5 W	443 lm	4,000K	Ra〉80	-10℃ to 50℃

* IP Rate
IP67 with Factory Termination (Customized Length Available)
IP65 with Field Termination
IP20 with Indoor Termination

Powerfeed type


Straight Feed


Left Side Feed


Bottom Feed

Installation

* Bracket Installation for 25cm is recommended
Additional Brackets can be used, if necessary

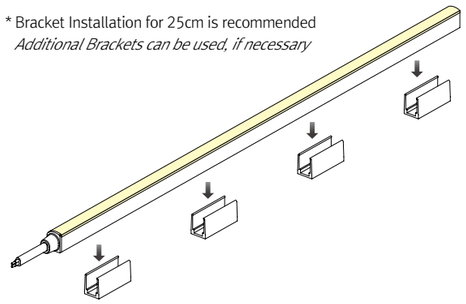

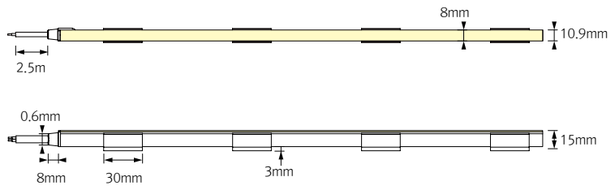

Physical specifications

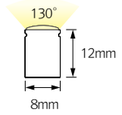

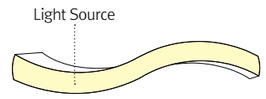

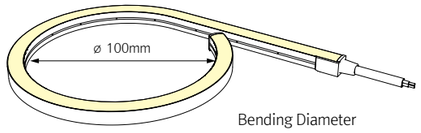

Bending Diameter

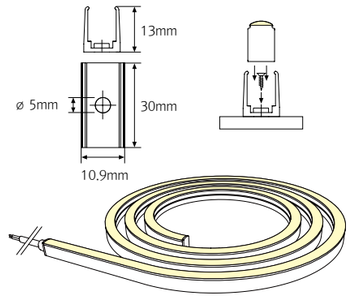

* Bracket & Screw are included every 25cm

Dimension

Straight Feed

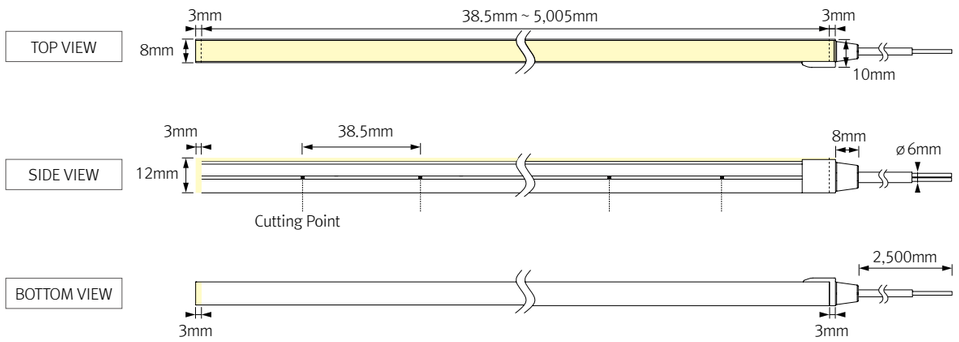

Left Side Feed

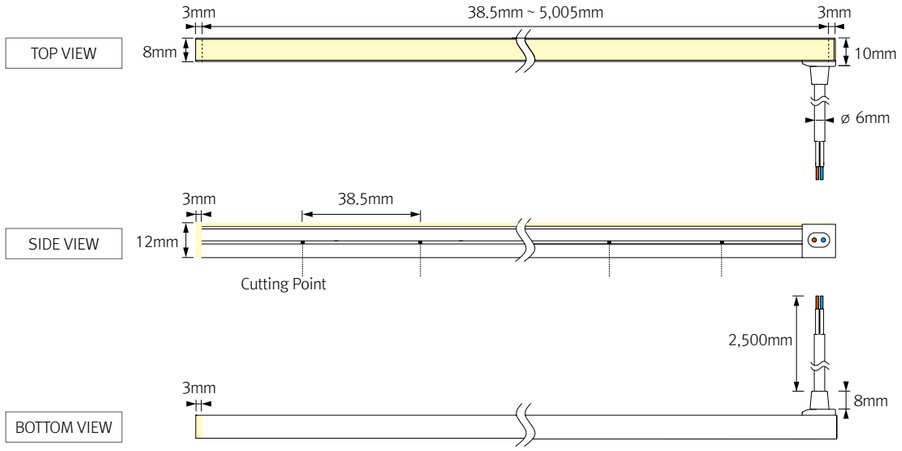

Bottom feed

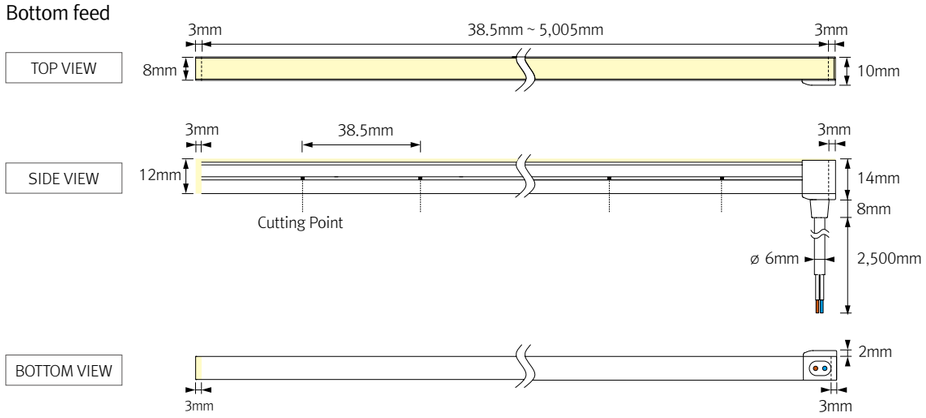

FLXible Neon can be cut every 38.5mm.
Please follow the cutting point mark to cut precisely as needed.

Accessories

ⓐ FLXible Neon 1 Straight Feed (Customized Length Available)

FN1 40K-24V (5m) FN1 40K-24V (2m)
FN1 40K-24V (4m) FN1 40K-24V (1m)
FN1 40K-24V (3m)

ⓑ FLXible Neon 1 Left Side Feed (Customized Length Available)

FN1 40K-24V-LS (5m) FN1 40K-24V-LS (2m)
FN1 40K-24V-LS (4m) FN1 40K-24V-LS (1m)
FN1 40K-24V-LS (3m)

ⓒ FLXible Neon 1 Bottom Feed (Customized Length Available)

FN1 40K-24V-BS (5m) FN1 40K-24V-BS (2m)
FN1 40K-24V-BS (4m) FN1 40K-24V-BS (1m)
FN1 40K-24V-BS (3m)

ⓓ Mounting Brackets

FN1-BRACKET1, 1set = 4pcs

ⓔ FN1 Extrusion Line (1,200mm)

FN1-EXL

ⓕ Angled Brackets (15˚ & 40˚)

FN1-BRACKET2 : 1set = 4pcs

ⓖ Expanding Stick

FN-EPS

ⓗ Indoor Power Cable Straight Feed (Max.62.5W)

FN1-INPC (2,500mm) with END CAP

ⓘ Indoor Power Cable Left Side Feed (Max.62.5W)

FN1-INPC-LS (2,500mm) with END CAP

ⓙ Indoor Direct Connector

FN1-INCPL

ⓚ Indoor Connecting Cable

FN1-INPTC (150mm) FN1-INPTC4 (1,200mm)
FN1-INPTC1 (300mm) FN1-INPTC6 (1,800mm)
FN1-INPTC2 (600mm)

ⓛ Field Termination (IP65)

FN1-FTKIT

ⓜ LED Driver with 12way distributor, with power cord (1,800mm)

Part No	FLC30-24V/T	FLC75-24V-P/T
Capacity	30W 24V	75W 24V

ⓝ LED Driver : FLC200-24V/T (200W, DC24V)

LED Driver with 12way distributor

ⓞ Dimming Interface (0-10 V) : FDC-L10

Max. 100W (100W/CH, 1CH)

Ⓟ Dimming Interface (0-10/1-10, DMX512)

FDA-L2M0 : Max. 200W (100W/CH, 2CH)
FDA-L5M : Max. 200W (50W/CH, 5CH)

ⓠ Dimming Interface (Dail) : FDD-L1DA

Max. 200W (100W/CH, 1CH)



FELUX

FLXible Neon 2

Super Slim Flexible LED With Spot-free Output

Curve Perfection with FLXible Neon

- Bend direction Vertically
- Ultra Slim spot free illumination
- Dimmable with 0-10V, Forward/Reverse Phase
- Indoor and Outdoor Application
- Field Cuttable (38.5mm) for customized length
- Available in Standard Lengths of 1, 2, 3, 4, 5M reels







Specification

Model Number	Power Input	Lamp Power	Lumens/m	Color Temperature	Color Rendering	Operating Temperature
FN2 22K-24V-1M	DC 24V	12.5 W	653 lm	2,200K	Ra〉80	-10℃ to 50℃
FN2 27K-24V-1M	DC 24V	12.5 W	702 lm	2,700K	Ra〉80	-10℃ to 50℃
FN2 30K-24V-1M	DC 24V	12.5 W	709 lm	3,000K	Ra〉80	-10℃ to 50℃
FN2 35K-24V-1M	DC 24V	12.5 W	837 lm	3,500K	Ra〉80	-10℃ to 50℃
FN2 40K-24V-1M	DC 24V	12.5 W	837 lm	4,000K	Ra〉80	-10℃ to 50℃

* IP Rate
IP67 with Factory Termination (Customized Length Available)
IP65 with Field Termination
IP20 with Indoor Termination

Powerfeed type


Straight Feed


Left Side Feed


Bottom Feed

Installation

* Bracket Installation for 25cm is recommended
Additional Brackets can be used, if necessary

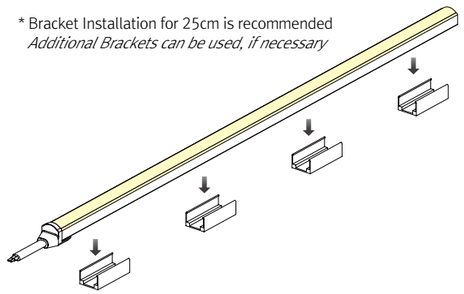

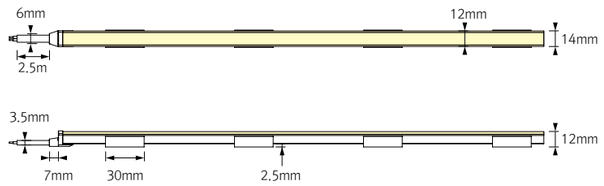

Physical specifications

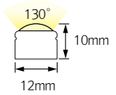

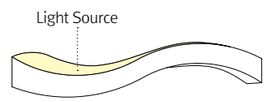

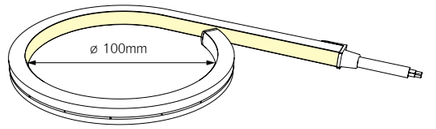

Bending Diameter

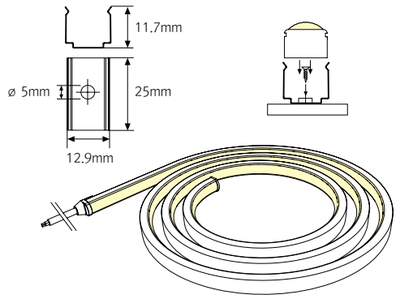

* Bracket & Screw are included every 25cm

Dimension

Straight Feed

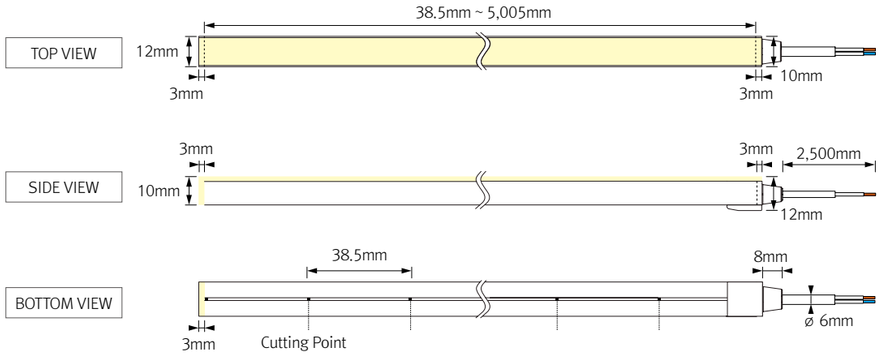

Left Side Feed

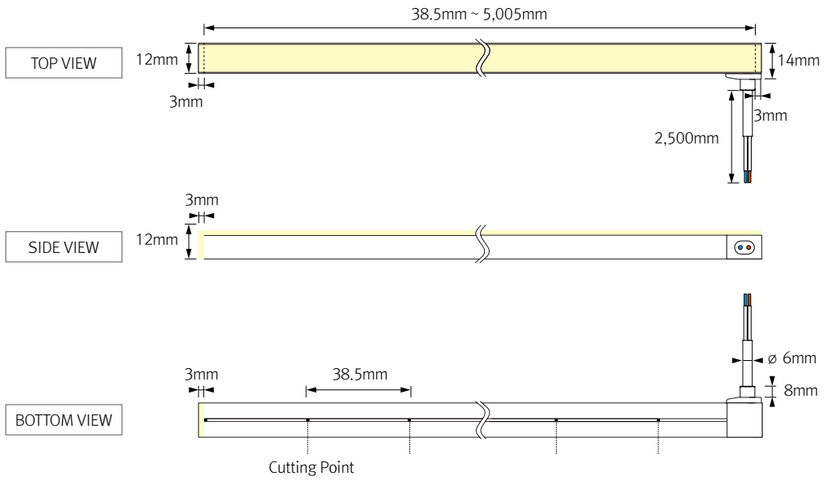

Bottom feed

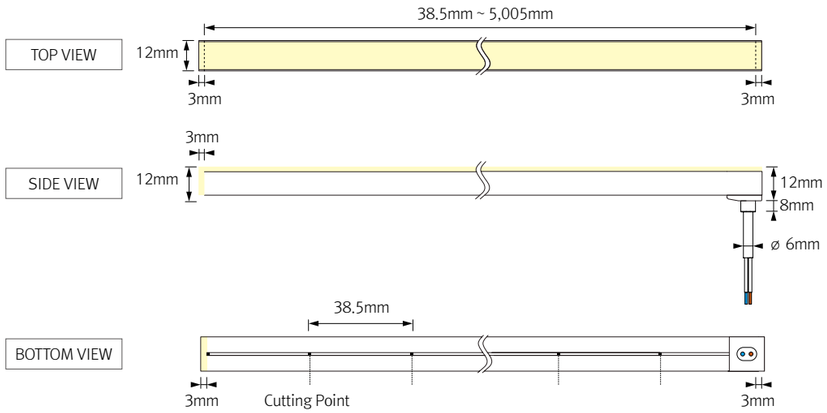

FLXible Neon can be cut every 38.5mm.
Please follow the cutting point mark to cut precisely as needed.

Accessories

ⓐ FLXible Neon 2 Straight Feed (Customized Length Available)

FN2 40K-24V (5m) FN2 40K-24V (2m)
FN2 40K-24V (4m) FN2 40K-24V (1m)
FN2 40K-24V (3m)

ⓑ FLXible Neon 2 Left Side Feed (Customized Length Available)

FN2 40K-24V-LS (5m) FN2 40K-24V-LS (2m)
FN2 40K-24V-LS (4m) FN2 40K-24V-LS (1m)
FN2 40K-24V-LS (3m)

ⓒ FLXible Neon 2 Bottom Feed (Customized Length Available)

FN2 40K-24V-BS (5m) FN2 40K-24V-BS (2m)
FN2 40K-24V-BS (4m) FN2 40K-24V-BS (1m)
FN2 40K-24V-BS (3m)

ⓓ Mounting Brackets

FN2-BRACKET1, 1set = 4pcs

ⓔ FN2 Extrusion Line (1,200mm)

FN2-EXL

ⓕ Transparent Brakets

FN2 - BRACKET1-T

ⓖ Expanding Stick

FN-EPS

ⓗ Indoor Power Cable (Max.62.5W)

FN2-INPC (2,500mm) with END CAP

ⓘ Indoor Power Cable Bottom Feed (Max.62.5W)

FN2-INPC-BS (2,500mm) with END CAP

ⓙ Indoor Direct Connector

FN2-INCPL

ⓚ Indoor Connecting Cable

FN2-INPTC (150mm) FN2-INPTC4 (1,200mm)
FN2-INPTC1 (300mm) FN2-INPTC6 (1,800mm)
FN2-INPTC2 (600mm)

ⓛ Field Termination

FN2-FTKIT

ⓜ LED Driver with 12way distributor, with power cord (1,800mm)

Part No	FLC30-24V/T	FLC75-24V-P/T
Capacity	30W 24V	75W 24V

ⓝ LED Driver : FLC200-24V/T (200W, DC24V)

LED Driver with 12way distributor

ⓞ Dimming Interface (0-10 V) : FDC-L10

Max. 100W (100W/CH, 1CH)

Ⓟ Dimming Interface (0-10/1-10, DMX512)

FDA-L2M0 : Max. 200W (100W/CH, 2CH)
FDA-L5M : Max. 200W (50W/CH, 5CH)

ⓠ Dimming Interface (Dail): FDD-L1DA

Max. 200W (100W/CH, 1CH)



FLXible Neon 1 Dual

Super Slim Flexible LED With Spot-free Output

Shift Your Mood with Flexibility

- Bend direction horizontally
- Ultra slim spot free illumination
- Dimmable wiht 0-10V, forward/reverse phase
- Indoor and outdoor application
- Field cuttable (38.5mm) for customized length
- Available in standard lengths of 1, 2, 3, 4, 5M reels
- Tunable white





Specification

Model Number	Power Input	Lamp Power	Lumens	Color Temperature	Color Rendering	Operating Temperature
FN1 SC-24V-1M	DC 24V	12.5 W	400 lm	2,200K ~ 4,000K	Ra 〉80	-10℃ to 50℃
FN1 SC-24V-2M	DC 24V	12.5 W	800 lm	2,200K ~ 4,000K	Ra 〉80	-10℃ to 50℃
FN1 SC-24V-3M	DC 24V	12.5 W	1,200 lm	2,200K ~ 4,000K	Ra 〉80	-10℃ to 50℃
FN1 SC-24V-4M	DC 24V	12.5 W	1,600 lm	2,200K ~ 4,000K	Ra 〉80	-10℃ to 50℃
FN1 SC-24V-5M	DC 24V	12.5 W	2,000 lm	2,200K ~ 4,000K	Ra 〉80	-10℃ to 50℃

* IP Rate
IP67 with Factory Termination (Customized Length Available)
IP65 with Field Termination
IP20 with Indoor Termination

Various options



Powerfeed type



Installation

* Bracket Installation for 25cm is recommended
Additional Brackets can be used, if necessary

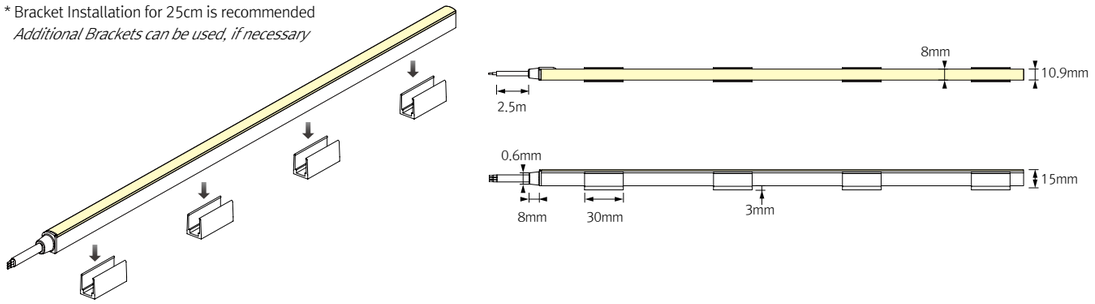

Physical specifications

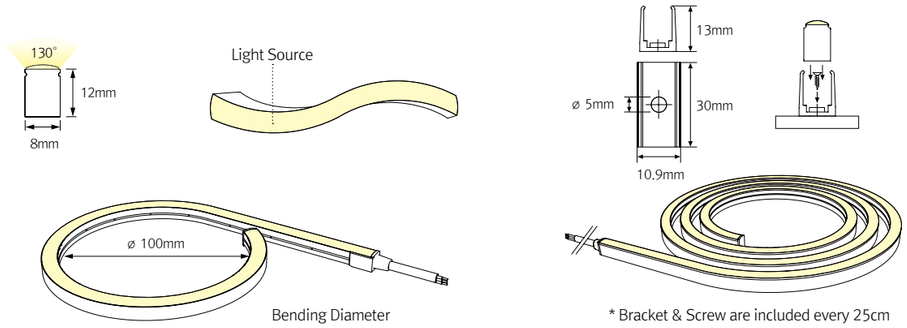

Dimension

Straight Feed

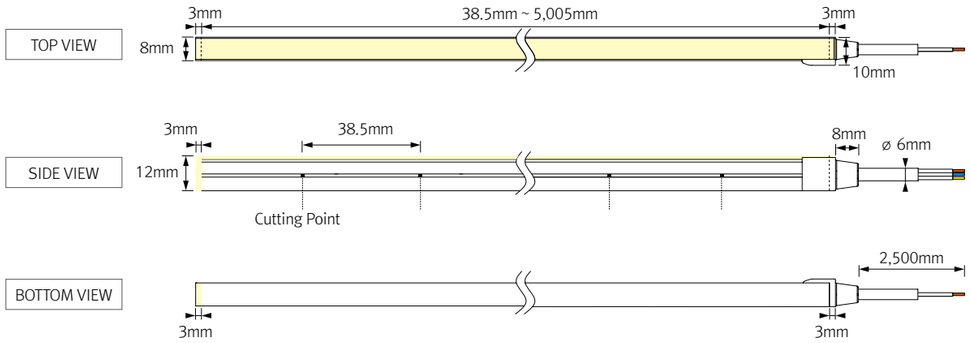

Left Side Feed

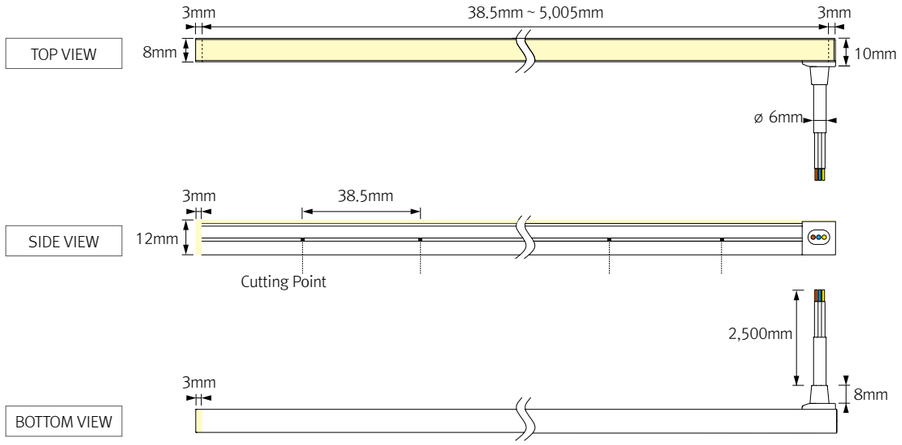

Bottom feed

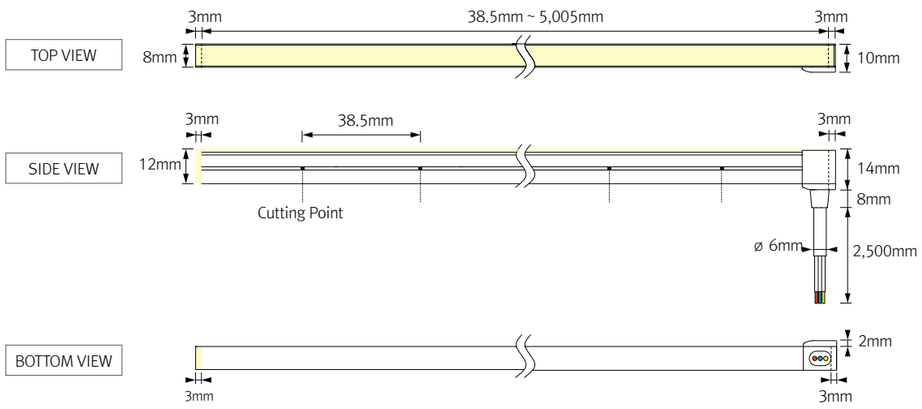

FLXible Neon can be cut every 38.5mm.
Please follow the cutting point mark to cut precisely as needed.

Accessories

ⓐ FLXible Neon 1 Straight Feed (Customized Length Available)

FN1 SC-24V (5m) FN1 SC-24V (2m)
FN1 SC-24V (4m) FN1 SC-24V (1m)
FN1 SC-24V (3m)

ⓑ FLXible Neon 1 Left Side Feed (Customized Length Available)

FN1 SC-24V-LS (5m) FN1 SC-24V-LS (2m)
FN1 SC-24V-LS (4m) FN1 SC-24V-LS (1m)
FN1 SC-24V-LS (3m)

ⓒ FLXible Neon 1 Bottom Feed (Customized Length Available)

FN1 SC-24V-BS (5m) FN1 SC-24V-BS (2m)
FN1 SC-24V-BS (4m) FN1 SC-24V-BS (1m)
FN1 SC-24V-BS (3m)

ⓓ Mounting Brackets

FN1-BRACKET1, 1set = 4pcs

ⓔ FN1 Extrusion Line (1,200mm)

FN1-EXL

ⓕ Angled Brackets (15˚ & 40˚)

FN1-BRACKET2 : 1set = 4pcs

ⓖ Expanding Stick

FN-EPS

ⓗ Field Termination (IP65)

FN1-FTKIT-DUAL

ⓘ LED Driver with 12way distributor, with power cord (1,800mm)

Part No	FLC30-24V/T	FLC75-24V-P/T
Capacity	30W 24V	75W 24V

ⓙ LED Driver : FLC200-24V/T (200W, DC24V)

LED Driver With 12way distributor

ⓚ Dimming Interface (0-10/1-10, DMX512)

FDA-L2M0 : Max. 200W (100W/CH, 2CH)
FDA-L5M : Max. 200W (50W/CH, 5CH)



FELUX

FLXible Neon 2 Dual

Super Slim Flexible LED With Spot-free Output

Shift Your Mood with Flexibility

- Bend direction Vertically
- Ultra Slim spot free illumination
- Dimmable with 0-10V, Forward/Reverse Phase
- Indoor and Outdoor Application
- Field Cuttable (38.5mm) for customized length
- Available in Standard Lengths of 1, 2, 3, 4, 5M reels
- Tunable white

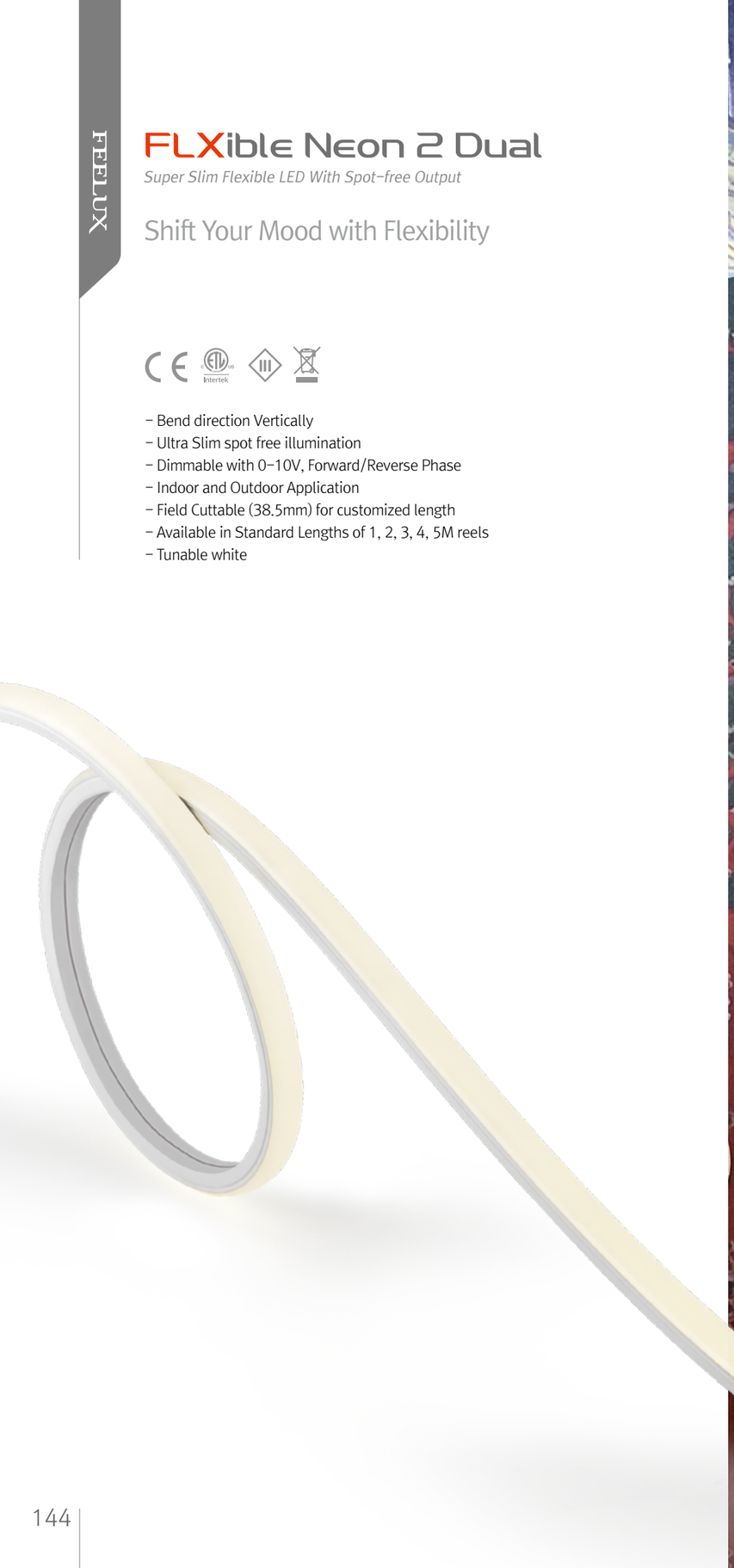





Specification

Model Number	Power Input	Lamp Power	Lumens	Color Temperature	Color Rendering	Operating Temperature
FN2 SC-24V-1M	DC 24V	12.5 W	700 lm	2,200K ~ 4,000K	Ra 〉80	-10℃ to 50℃
FN2 SC-24V-2M	DC 24V	12.5 W	1,400 lm	2,200K ~ 4,000K	Ra 〉80	-10℃ to 50℃
FN2 SC-24V-3M	DC 24V	12.5 W	2,100 lm	2,200K ~ 4,000K	Ra 〉80	-10℃ to 50℃
FN2 SC-24V-4M	DC 24V	12.5 W	2,800 lm	2,200K ~ 4,000K	Ra 〉80	-10℃ to 50℃
FN2 SC-24V-5M	DC 24V	12.5 W	3,500 lm	2,200K ~ 4,000K	Ra 〉80	-10℃ to 50℃

* IP Rate
IP67 with Factory Termination (Customized Length Available)
IP65 with Field Termination
IP20 with Indoor Termination

Various options



Powerfeed type



Installation

* Bracket Installation for 25cm is recommended
Additional Brackets can be used, if necessary

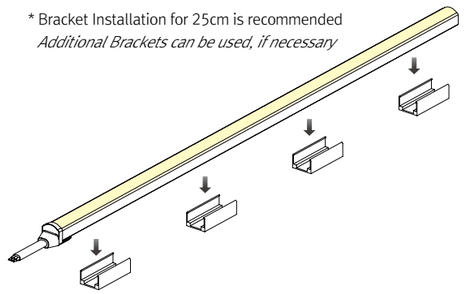

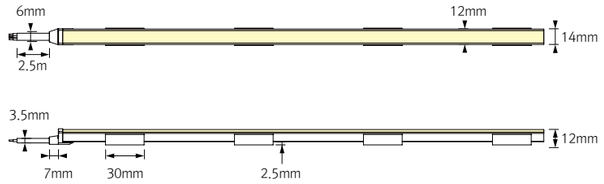

Physical specifications

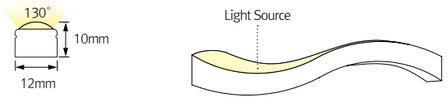

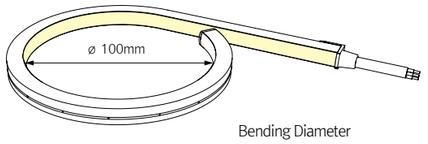

Bending Diameter

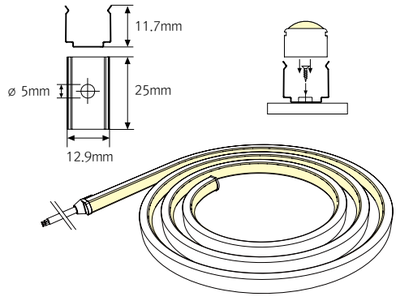

* Bracket & Screw are included every 25cm

Dimension

Straight Feed

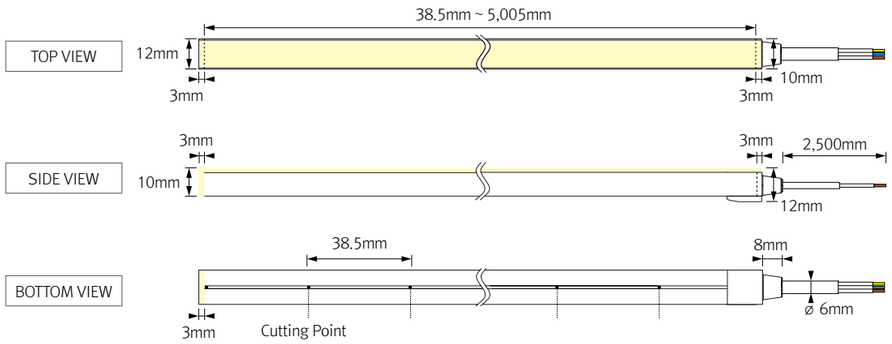

Left Side Feed

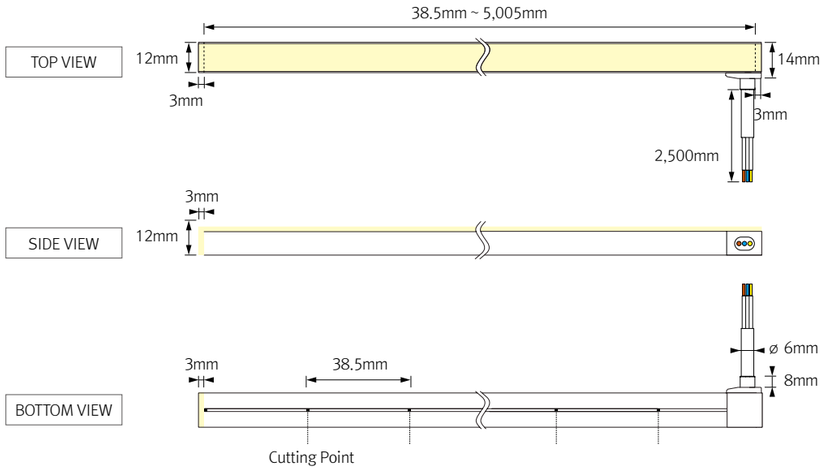

Bottom feed

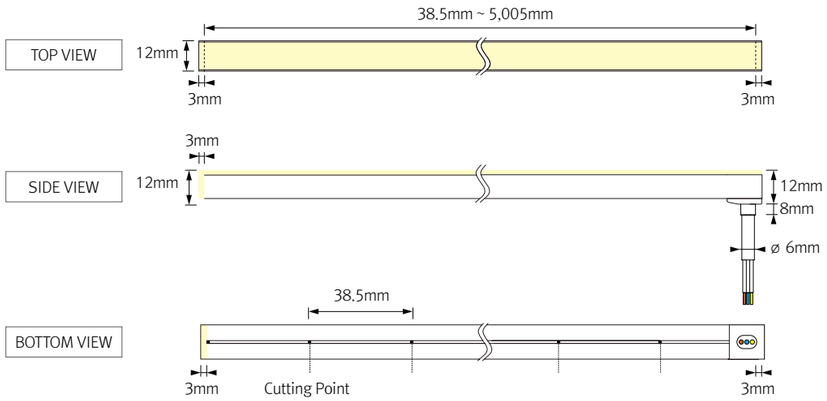

FLXible Neon can be cut every 38.5mm.
Please follow the cutting point mark to cut precisely as needed.

Accessories

ⓐ FLXible Neon 2 (Customized Length Available)

FN2 SC-24V (5m) FN2 SC-24V (2m)
FN2 SC-24V (4m) FN2 SC-24V (1m)
FN2 SC-24V (3m)

ⓑ FLXible Neon 2 (Customized Length Available)

FN2 SC-24V-LS (5m) FN2 SC-24V-LS (2m)
FN2 SC-24V-LS (4m) FN2 SC-24V-LS (1m)
FN2 SC-24V-LS (3m)

ⓒ FLXible Neon 2 (Customized Length Available)

FN2 SC-24V-BS (5m) FN2 SC-24V-BS (2m)
FN2 SC-24V-BS (4m) FN2 SC-24V-BS (1m)
FN2 SC-24V-BS (3m)

ⓓ Mounting Brackets

FN2-BRACKET1, 1set = 4pcs

ⓔ FN2 Extrusion Line (1,200mm)

FN2-EXL

ⓕ Transparent Brakets

FN2 – BRACKET1-T

ⓖ Expanding Stick

FN-EPS

ⓗ Field Termination

FN2-FTKIT-DUAL

ⓘ LED Driver with 12way distributor, with power cord (1,800mm)

Part No	FLC30-24V/T	FLC75-24V-P/T
Capacity	30W 24V	75W 24V

ⓙ LED Driver : FLC200-24V/T (200W, DC24V)

LED Driver With 12way distributor

ⓚ Dimming Interface (0-10/1-10, DMX512)

FDA-L2M0 : Max. 200W (100W/CH, 2CH)
FDA-L5M : Max. 200W (50W/CH, 5CH)



FLXible LED Tape

High flexibility Led tape for varaious application

Illuminate Your Space with LED Flexible Tape

- Various wattage option available
- Easy installation with adhesive tape
- Field cuttable for customized length
- Flexible strip covered with soft silicon sleeve
- To be used with constant voltage DC24V drvier
- RGBWW version available (Dimmable)

Without silicon sleeve type (Optional)









Specification

Model Name	Power Input	Lamp Power	Lumens	Efficiency	Color Rendering	Available Color	Operating temperature	IP	Type
FTS5 40K-24V	DC 24V	4.5 W	480 lm	107 lm/W	Ra〉90	2,700K/3,000K/3,500K/4,000K	0 ~ 45℃	IP66	Sleeve type
FTS8 40K-24V	DC 24V	7.5 W	730 lm	104 lm/W	Ra〉90	2,700K/3,000K/3,500K/4,000K	0 ~ 45℃	IP66	
FTS10 40K-24V	DC 24V	9.5 W	1,010 lm	101 lm/W	Ra〉90	2,700K/3,000K/3,500K/4,000K	0 ~ 45℃	IP66	
FTS15 40K-24V	DC 24V	15 W	1,515 lm	101 lm/W	Ra〉90	2,700K/3,000K/3,500K/4,000K	0 ~ 45℃	IP66	
FT5 40K-24V	DC 24V	4.5 W	520 lm	116 lm/W	Ra〉90	2,700K/3,000K/3,500K/4,000K	0 ~ 45℃	IP20	Non - sleeve type
FT8 40K-24V	DC 24V	7.5 W	790 lm	113 lm/W	Ra〉90	2,700K/3,000K/3,500K/4,000K	0 ~ 45℃	IP20	
FT10 40K-24V	DC 24V	9.5 W	1,100 lm	110 lm/W	Ra〉90	2,700K/3,000K/3,500K/4,000K	0 ~ 45℃	IP20	
FT15 40K-24V	DC 24V	15 W	1,650 lm	110 lm/W	Ra〉90	2,700K/3,000K/3,500K/4,000K	0 ~ 45℃	IP20	

Dimension

*Silicon sleeve type (FTS5, FTS8, FTS10)

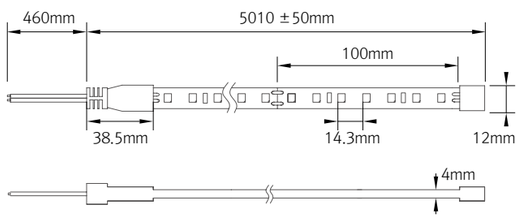

*Silicon sleeve type (FTS15)

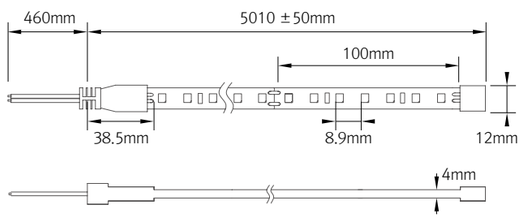

Installation

Bracket Installation

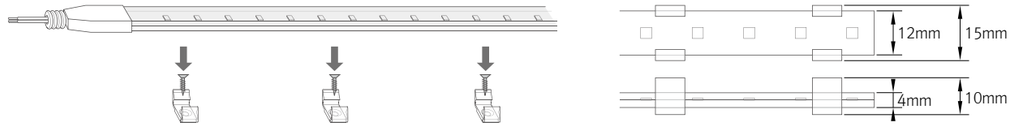

3M Glue Installation

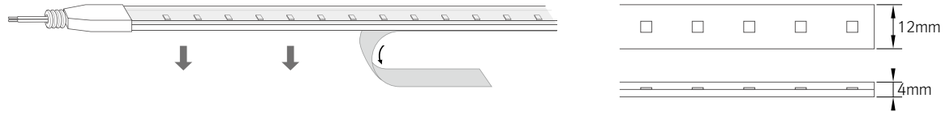

Accessories

ⓐ Sleeve type

FTS5 40K-24V [5M] : 4.5W
FTS8 40K-24V [5M] : 7.5W
FTS10 40K-24V [5M] : 9.5W
FTS15 40K-24V [5M] : 15W

ⓑ Power cord for sleeve type : FTSPC

ⓒ Direct connector for sleeve type : FTSCPL

ⓓ Without Sleeve type

FT5 40K-24V [5M] : 4.5W
FT8 40K-24V [5M] : 7.5W
FT10 40K-24V [5M] : 9.5W
FT15 40K-24V [5M] : 15W

ⓔ Power cord for non-sleeve type : FTPC

ⓕ Direct Connector for non-sleeve type : FTCPL

ⓖ Mounting brackets: FTS-BRACKET

ⓗ LED Driver with 12way distributor, with power cord (1,800mm)

Part No	FLC30-24V/T	FLC75-24V-P/T
Capacity	30W 24V	75W 24V

ⓘ LED Driver : FLC200-24V/T (200W DC24V)

LED Driver With 12way distributor

ⓙ Dimming Interface (1-10V) : FDC-L10

Max. 100W (100W/CH, 1CH)

ⓚ Dimming Interface (0-10/1-10, DMX512)

FDA-L2M0 : Max. 200W (100W/CH, 2CH)
FDA-L5M : Max. 200W (50W/CH, 5CH)

ⓛ Dimming Interface (Dail) : FDD-L1DA

Max. 200W (100W/CH, 1CH)

























FELUX

High Quality, Low Voltage Slim-Profile Magnetic ***Track System***

FLT Track System



FELUX

FLT Track System

Magnetic Low voltage Track System

High Quality, Low Voltage
Slim-Profile Magnetic Track System

- Magnetic system for easy installation and adjustment
- Safe Low Voltage 24V DC
- Surface, Recessed and Pendant mount track available
- Black and White Finishes
- Various light fixtures and beam angle



FLT Track System - Spot



Photometric data

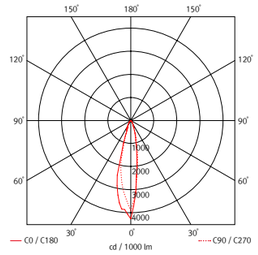

Specification

Model Name	Power Input	Lamp Power	Lumens (3000K)	Efficiency (3000K)	Color Rendering	Available color	Beam Angle	Operating Temperature
FLT-SS06 30K-24V	DC 24V	5.1 W	362 lm	74.5 lm/W	Ra〉90	3,000K/4,000K/5,700K	15°/24°/ 36°	0~45℃

Dimension

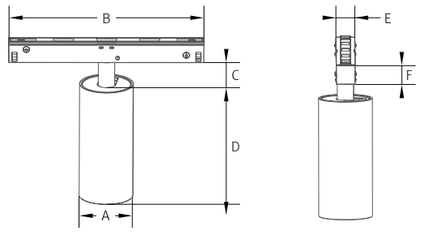

Model Name	A (mm)	B (mm)	C (mm)	D (mm)	E (mm)	F (mm)
FLT-SS06 30K-24V	46	167	16	102	16	18

Beam angle	Black	White
15°	FLT-SS06 30K-24V-BK-15	FLT-SS06 30K-24V-WT-15
24°	FLT-SS06 30K-24V-BK-24	FLT-SS06 30K-24V-WT-24
36°	FLT-SS06 30K-24V-BK-36	FLT-SS06 30K-24V-WT-36



Photometric data

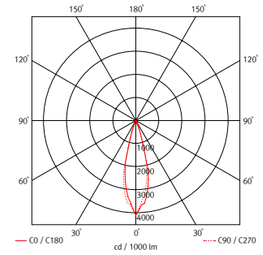

Specification

Model Name	Power Input	Lamp Power	Lumens (3000K)	Efficiency (3000K)	Color Rendering	Available color	Beam Angle	Operating Temperature
FLT-SS20 30K-24V	DC 24V	19 W	1,368 lm	74.9 lm/W	Ra〉90	3,000K/4,000K/5,700K	15°/24°/ 36°	0~45℃

Dimension

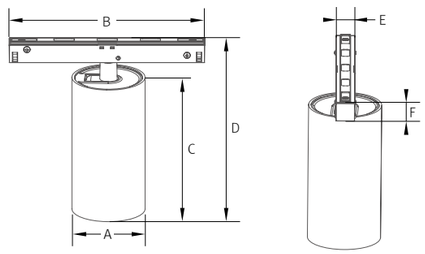

Model Name	A (mm)	B (mm)	C (mm)	D (mm)	E (mm)	F (mm)
FLT-SS20 30K-24V	62.5	167	120	154	16	18

Beam angle	Black	White
15°	FLT-SS20 30K-24V-BK-15	FLT-SS20 30K-24V-WT-15
24°	FLT-SS20 30K-24V-BK-24	FLT-SS20 30K-24V-WT-24
36°	FLT-SS20 30K-24V-BK-36	FLT-SS20 30K-24V-WT-36



Photometric data

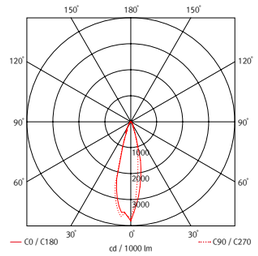

Specification

Model Name	Power Input	Lamp Power	Lumens (3500K)	Efficiency (3500K)	Color Rendering	Available color	Beam Angle	Operating Temperature
FLT-SS09 35K-24V	DC 24V	8.9 W	783 lm	88.5 lm/W	Ra〉90	3,000K/3,500K/4,000K/5,700K	15°/24°/ 36°	0~45℃

Dimension

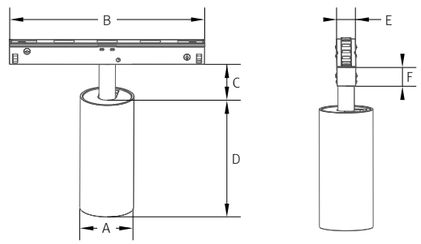

Model Name	A (mm)	B (mm)	C (mm)	D (mm)	E (mm)	F (mm)
FLT-SS09 35K-24V	46	167	33	102	16	18

Beam angle	Black	White
15°	FLT-SS09 35K-24V-BK-15	FLT-SS09 35K-24V-WT-15
24°	FLT-SS09 35K-24V-BK-24	FLT-SS09 35K-24V-WT-24
36°	FLT-SS09 35K-24V-BK-36	FLT-SS09 35K-24V-WT-36



Photometric data

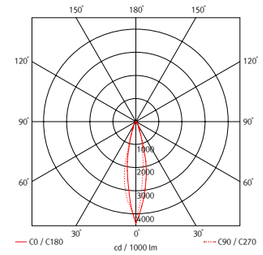

Specification

Model Name	Power Input	Lamp Power	Lumens (3000K)	Efficiency (3000K)	Color Rendering	Available color	Beam Angle	Operating Temperature
FLT-SL06 30K-24V	DC 24V	5.2 W	361 lm	69.5 lm/W	Ra〉90	3,000K/4,000K/5,700K	15°/24°/ 36°	0~45℃

Dimension

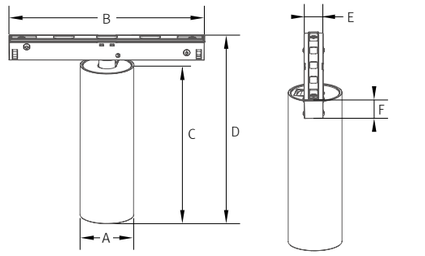

Model Name	A (mm)	B (mm)	C (mm)	D (mm)	E (mm)	F (mm)
FLT-SL06 30K-24V	46	167	200	226	16	18

Beam angle	Black	White
15°	FLT-SL06 30K-24V-BK-15	FLT-SL06 30K-24V-WT-15
24°	FLT-SL06 30K-24V-BK-24	FLT-SL06 30K-24V-WT-24
36°	FLT-SL06 30K-24V-BK-36	FLT-SL06 30K-24V-WT-36

FLT Track System - Stix



Photometric data

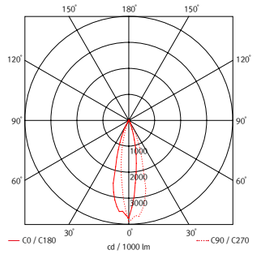

Specification

Model Name	Power Input	Lamp Power	Lumens (3000K)	Efficiency (3000K)	Color Rendering	Available color	Beam Angle	Operating Temperature
FLT-SM02 30K-24V	DC 24V	1.7 W	98 lm	58.6 lm/W	Ra〉90	3,000K/4,000K/5,700K	24° / 36°	0 ~ 45℃

Dimension

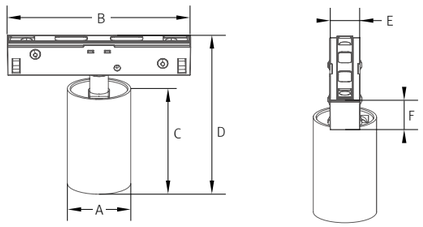

Model Name	A (mm)	B (mm)	C (mm)	D (mm)	E (mm)	F (mm)
FLT-SM02 30K-24V	34	98	56.5	85	16	16

Beam angle	Black	White
24°	FLT-SM02 30K-24V-BK-24	FLT-SM02 30K-24V-WT-24
36°	FLT-SM02 30K-24V-BK-36	FLT-SM02 30K-24V-WT-36

Photometric data

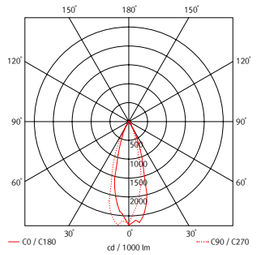

Specification

Model Name	Power Input	Lamp Power	Lumens (3000K)	Efficiency (3000K)	Color Rendering	Available color	Beam Angle	Operating Temperature
FLT-SM12 30K-24V	DC 24V	10.2 W	763 lm	74.5 lm/W	Ra〉90	3,000K/4,000K/5,700K	24° / 36°	0 ~ 45℃

Dimension

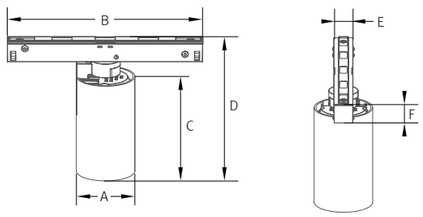

Model Name	A (mm)	B (mm)	C (mm)	D (mm)	E (mm)	F (mm)
FLT-SM12 40K-24V	50	167	86	120	16	18

Beam angle	Black	White
24°	FLT-SM12 30K-24V-BK-24	FLT-SM12 30K-24V-WT-24
36°	FLT-SM12 30K-24V-BK-36	FLT-SM12 30K-24V-WT-36



Photometric data

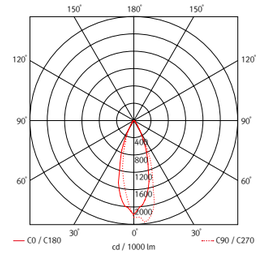

Specification

Model Name	Power Input	Lamp Power	Lumens (3000K)	Efficiency (3000K)	Color Rendering	Available color	Operating Temperature
FLT-LS15 30K-24V	DC 24V	5.9 W	497 lm	84.2 lm/W	Ra〉90	3,000K/4,000K/5,700K	0 ~ 45℃

Dimension

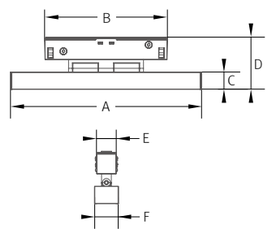

Model Name	A (mm)	B (mm)	C (mm)	D (mm)	E (mm)	F (mm)
FLT-LS15 30K-24V	153	98.5	14	42.2	16.2	19.5



Photometric data

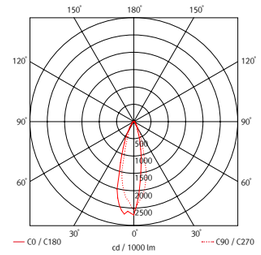

Specification

Model Name	Power Input	Lamp Power	Lumens (3000K)	Efficiency (3000K)	Color Rendering	Available color	Operating Temperature
FLT-LS30 30K-24V	DC 24V	11.5 W	941lm	81.8 lm/W	Ra〉90	3,000K/4,000K/5,700K	0 ~ 45℃

Dimension

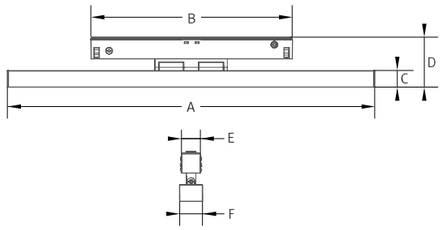

Model Name	A (mm)	B (mm)	C (mm)	D (mm)	E (mm)	F (mm)
FLT-SL06 30K-24V	304	167	14	42	16	19.5



Photometric data

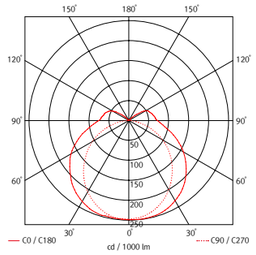

Specification

Model Name	Power Input	Lamp Power	Lumens (3000K)	Efficiency (3000K)	Color Rendering	Available color	Operating Temperature
FLT-LM30 30K-24V	DC 24V	8.6 W	556 lm	65.1 lm/W	Ra〉90	3,000K/4,000K/5,700K	0 ~ 45℃

Dimension

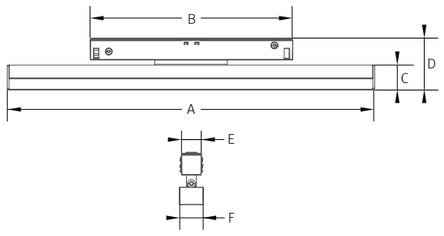

Model Name	A (mm)	B (mm)	C (mm)	D (mm)	E (mm)	F (mm)
FLT-LM30 30K-24V	303	167	20.5	43	16	20.5



FLT Track System - Pendant



Photometric data

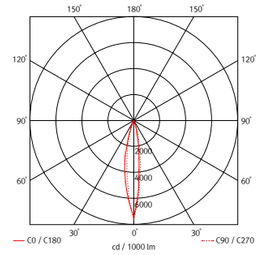

Specification

Model Name	Power Input	Lamp Power	Lumens (3000K)	Efficiency (3000K)	Color Rendering	Available color	Beam Angle	Operating Temperature
FLT-SP20 30K-24V	DC 24V	1.7 W	89 lm	53.2 lm/W	Ra〉90	3,000K/4,000K/5,700K	20°	0 ~ 45℃

Dimension

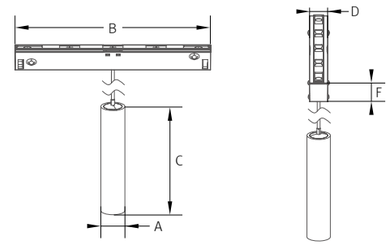

Model Name	A (mm)	B (mm)	C (mm)	D (mm)	E (mm)
FLT-SP30 30K-24V	20.5	167	200	16	18

Beam angle	Black	White
20°	FLT-SP20 30K-24V-BK-20	FLT-SP20 30K-24V-WT-20



Photometric data

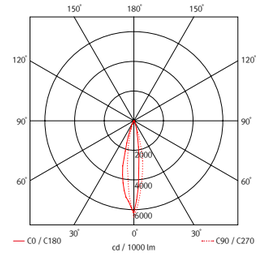

Specification

Model Name	Power Input	Lamp Power	Lumens (3000K)	Efficiency (3000K)	Color Rendering	Available color	Beam Angle	Operating Temperature
FLT-SP30 30K-24V	DC 24V	2.8 W	81 lm	28.7 lm/W	Ra〉90	3,000K/4,000K/5,700K	20°	0 ~ 45℃

Dimension

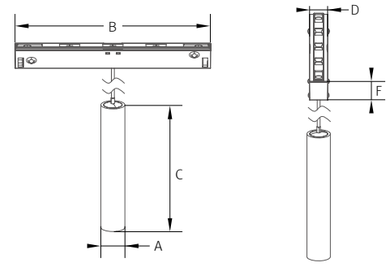

Model Name	A (mm)	B (mm)	C (mm)	D (mm)	E (mm)
FLT-SP30 30K-24V	20.5	167	300	16	18

Beam angle	Black	White
20°	FLT-SP30 30K-24V-BK-20	FLT-SP30 30K-24V-WT-20

FLT Track



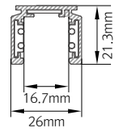



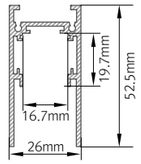

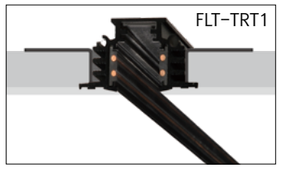

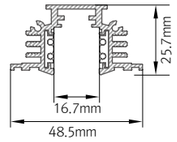



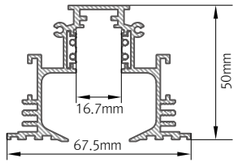

* Compatible fixtures

	FLT Track			
Fixture	FLT-TRS1	FLT-TRS2	FLT-TRT1	FLT-TRT2
FLT-SS06	○		○	
FLT-SS09	○	○	○	○
FLT-SS20	○		○	
FLT-SL06	○		○	
FLT-SM02	○		○	
FLT-SM12	○		○	
FLT-LS15	○	○	○	○
FLT-LS30	○	○	○	○
FLT-LM30	○	○	○	○
FLT-SP20	○	○	○	○
FLT-SP30	○	○	○	○

Installation

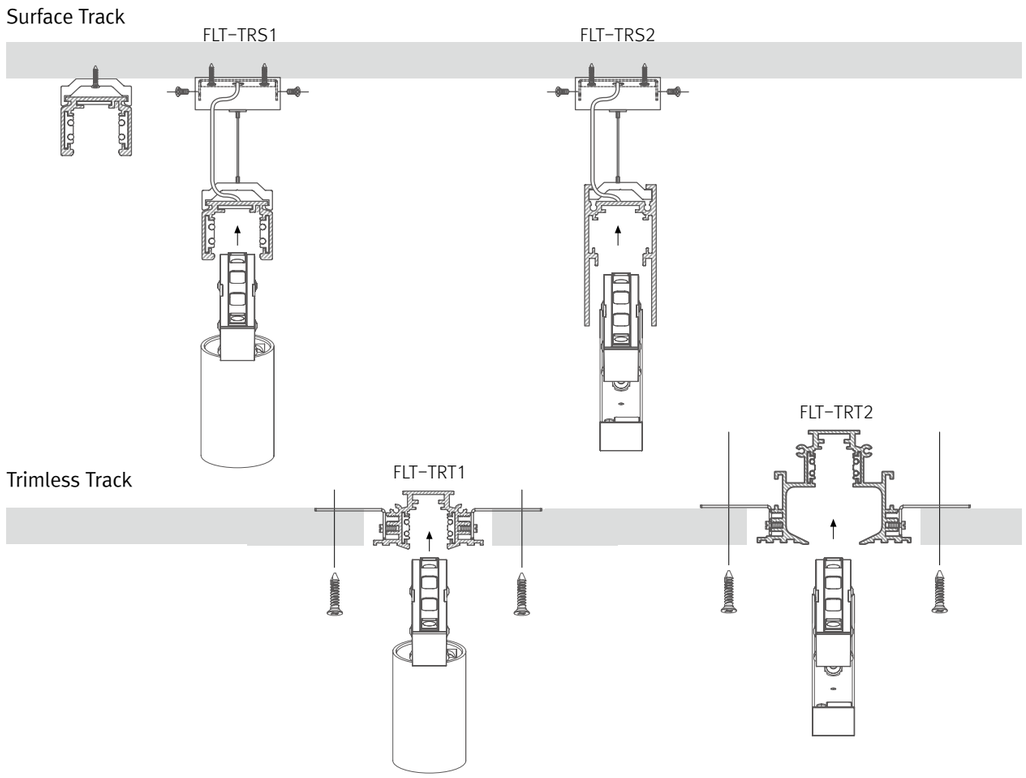

Accessories

ⓐ Power Connector for FLT
FLTOPC

ⓑ Direct Connector for FLT Track
FLTCPL

ⓒ Connector Bracket for FLT Track
FLT-BRACKET-C

ⓓ Suspension Bracket for FLT-TRS1 and FLT-TRS2
FLT-BRACKET-S1
FLT-BRACKET-S2

ⓔ Suspension Power Kit for FLT FLT-TRS1 and FLT-TRS2
FLT-SK1
FLT-SK2

ⓕ Fixer for TRT1 Track
FLT-FIXER-T1

ⓖ Fixer for TRT2 Track
FLT-FIXER-T2

ⓗ Joint Bracket for FLT Track
FLT-JOINT BRACKET

ⓘ Net Plate for Trimless Track
FLT-NET PLATE

ⓙ LED Driver with 12way distributor, with power cord (1,800mm)

Part No	FLC30-24V/T	FLC75-24V-P/T
Capacity	30W 24V	75W 24V

ⓚ LED Driver : FLC200-24V/T (200W DC24V)
LED Driver With 12way distributor

ⓛ Dimming Interface (1-10V) : FDC-L10
Max. 100W (100W/CH, 1CH)

ⓜ Dimming Interface (0-10/1-10, DMX512)
FDA-L2M0 : Max. 200W (100W/CH, 2CH)
FDA-L5M : Max. 200W (50W/CH, 5CH)

ⓝ Dimming Interface (Dali) : FDD-L1DA
Max. 200W (100W/CH, 1CH)





























FELUX

*High-quality **consistent lighting** solution.*

Premier Light



LuxFeel Interior Line 170

LuxFeel Pole 50 174

LuxFeel Spot 50 178

LuxFeel Spot 60 182

FELUX

LuxFeel Interior Line

Light for facades, window display

Adjustable Glazier with Various Beam Spreads

- Ideal for exhibition or commercial place
- Adjustable product: beam angle changeable
- Light for facades, windows display and architecture
- High color rendering
- Various length available









Specification

Model Name	Voltage Input	Energy Consumption	Lumens	Energy Efficiency	Color Rendering	Available color	Beam Angle	Material	Housing Color
LIL30 40K-24V-C90	DC 24V	11.2 W	900 lm	80 lm/W	Ra〉90	2,700K/3,000K/3,500K/4,000K/5,000K	32°, 45° Oval 13° x 40°	AL	BK, SV, WT
LIL60 40K-24V-C90	DC 24V	22.5 W	1,800 lm	80 lm/W	Ra〉90	2,700K/3,000K/3,500K/4,000K/5,000K			
LIL90 40K-24V-C90	DC 24V	33.7 W	2,700 lm	80 lm/W	Ra〉90	2,700K/3,000K/3,500K/4,000K/5,000K			
LIL120 40K-24V-C90	DC 24V	45 W	3,600 lm	80 lm/W	Ra〉90	2,700K/3,000K/3,500K/4,000K/5,000K			

Dimension

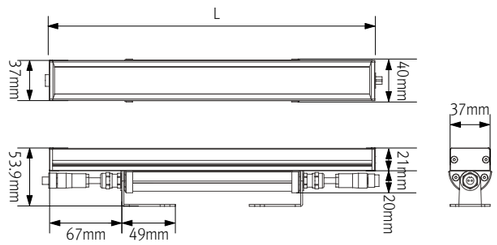

Model Name	L (Length/mm)
LIL30 40K-24V-C90	300.5
LIL60 40K-24V-C90	600.5
LIL90 40K-24V-C90	900.5
LIL120 40K-24V-C90	1,200.5

Installation

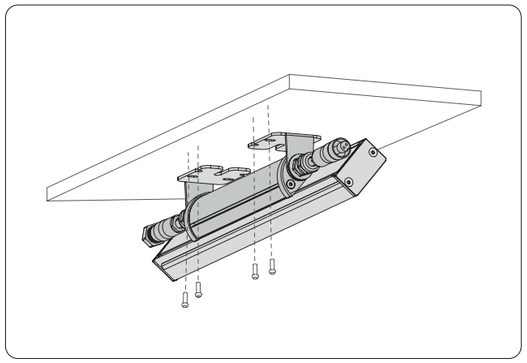

Photometric data

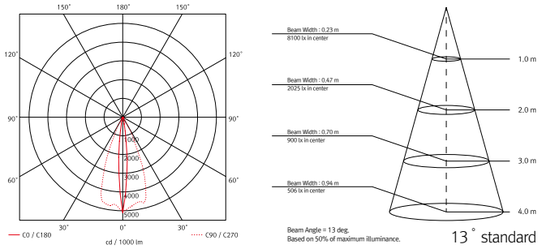

Notice

- Max. connection : 100W in one row (single power feed)

Light output





Accessories

ⓐ Open Power cable : LILOPC (2,500mm)

* Available Color : Black, White



ⓑ LED Driver with 12way distributor with power cord (1,800mm)

Part NO	FLC30-24V/T	FLC75-24V-P/T
Capacity	30W 24V	75W 24V



ⓒ LED Driver : FLC200-24V/T (200W, DC24V)

LILPTC	LILPTC1	LILPTC2	LILPTC4	LILPTC6
150mm(6inch)	300mm(1feet)	600mm(2feet)	1,200mm(4feet)	1,800mm(6feet)



FEELUX

LuxFeel Pole 50

Light for show case and shelf

LED Display Case Spotlight

- Mini LED display case spotlight
- Effective focusing ability for showcases
- High color rendering(CRI95)
- Aluminum body
- To be used with constant current distributor





Installation

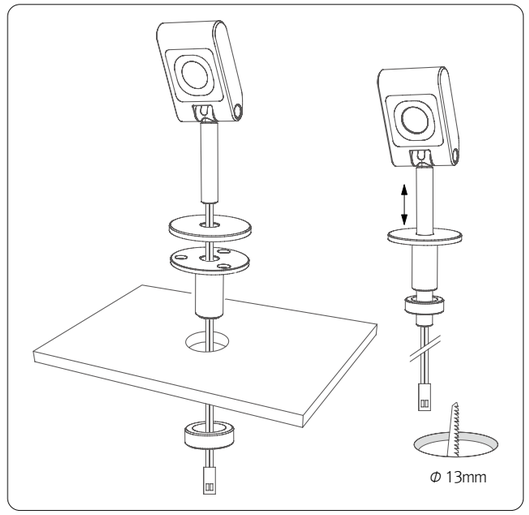

Light output



Specification

Model Name	Voltage Input	Current Input	Energy Consumption	Lumens	Energy Efficiency	Color Rendering	Available color	Material
LP50-3 40K-900mA	Typ. 3.2 V	900 mA	2.8 W	190 lm	65 lm/W	Ra〉95	2,700K / 3,000K / 3,500K / 4,000K	AL

Dimension

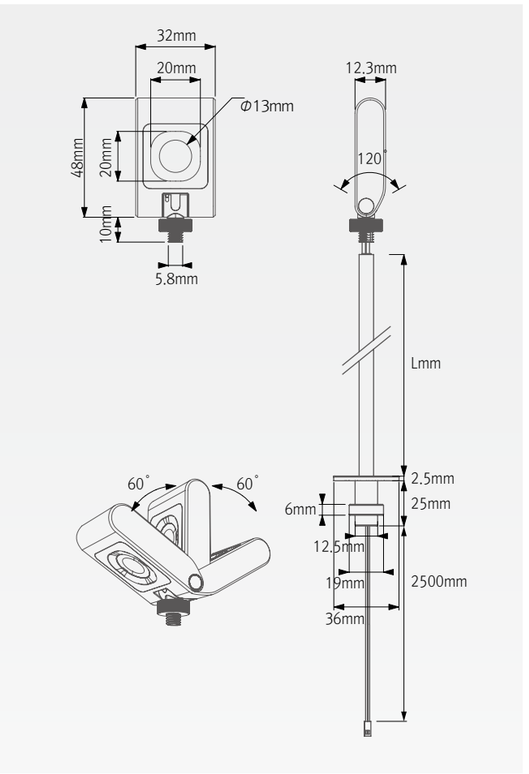

Photometric data

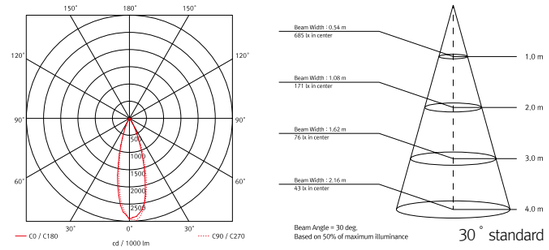

Accessories

ⓐ 5 way CC Distributor (CV to CC converter)

INPUT : DC 24V
Constant output current : 900m
Output voltage range : 3~16V
1-10V Dimming



ⓑ LED Driver with 12way distributor with power cord (1,800mm)

Part No	FLC30-24V/T	FLC75-24V-P/T
Capacity	30W 24V	75W 24V



LuxFeel Spot 50

Precision within minimum space

LED Spotlight

- Ultra low profile
- Ideal for furniture and showcases
- Precision with in minimum space
- High color rendering(CRI95)
- Aluminum body
- To be used with constant current distributor







Installation

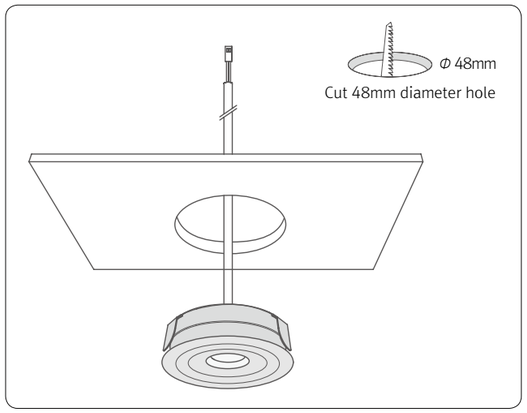

Light output



Specification

Model Name	Voltage Input	Current Input	Energy Consumption	Lumens	Energy Efficiency	Color Rendering	Available color	Material
LS50-3 40K-900mA	Typ. 3.2V	900 mA	2.8 W	190 lm	65 lm/W	Ra > 95	2,700K / 3,000K / 3,500K / 4,000K	AL

Dimension

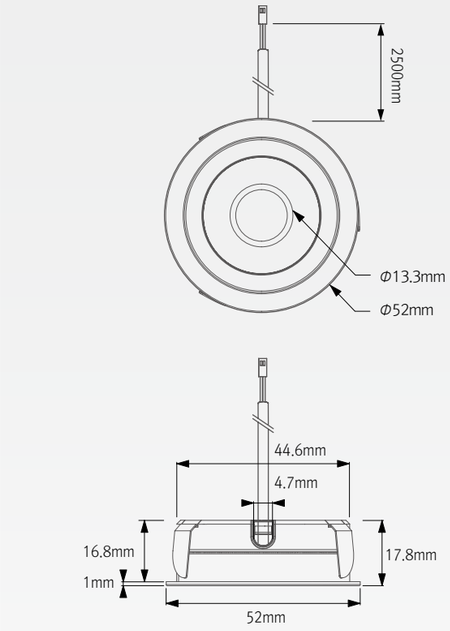

Photometric data

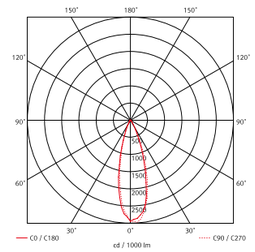

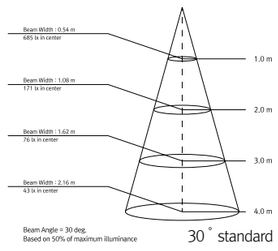

Accessories

ⓐ 5 way CC Distributor (CV to CC converter)

INPUT : DC 24V
Constant output current : 900m
Output voltage range : 3~16V
1-10V Dimming



ⓑ LED Driver with 12way distributor with power cord (1,800mm)

Part No	FLC30-24V/T	FLC75-24V-P/T
Capacity	30W 24V	75W 24V



LuxFeel Spot 60

Integral lighting solution with high efficiency

LED Spotlight

- Mini Spotlight
- Ideal for exhibition or commercial space
- Rotated product: beam angle changeable
- High color rendering(CRI90)
- Aluminum body with yoke bracket for maximum flexibility
- Adds sparkles to all merchandise







Installation

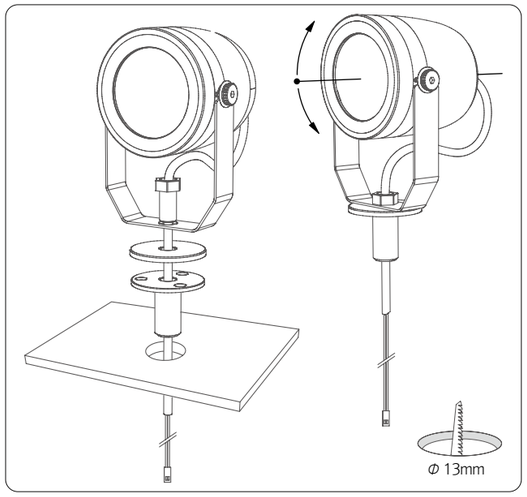

Light output



Specification

Model Name	Voltage Input	Energy Consumption	Lumens	Energy Efficiency	Color Rendering	Available color	Beam Angle	Material
LS60-9 40K-24V	DC 24V	9 W	945 lm	108 lm/W	Ra〉90	2,700K / 3,000K / 3,500K / 4,000K	20˚	AL

Dimension

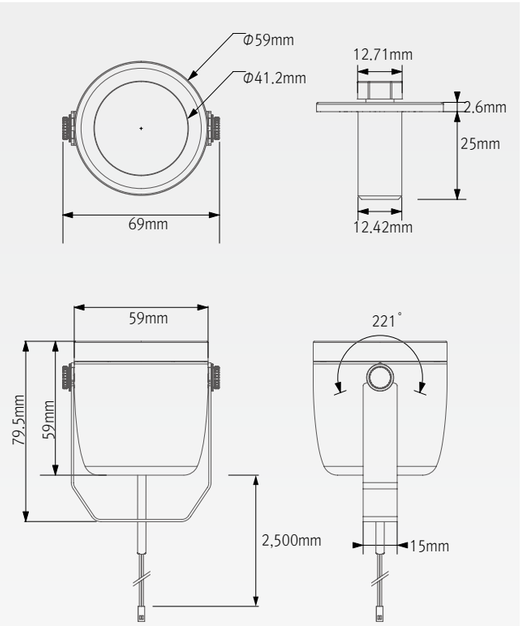

Photometric data

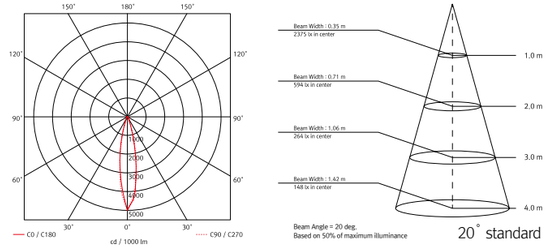

Accessories

ⓐ LED Driver with 12way distributor with power cord (1,800mm)

Part No	FLC30-24V/T	FLC75-24V-P/T
Capacity	30W 24V	75W 24V



FELUX

LED for ***shop***

SlimLamp



SlimLamp Slid≡ 190
SlimLamp Slid≡-V 194
EcoSlimLamp LED 198
TuneLight2 202

FELUX

SlimLamp Slide

LED for Display, Cabinet, Furniture & Cove

Stable, Secure and Smart Locking System

- Easy slide connecting system
- Slim design with seamless lighting
- Dimmable
- Round diffuser (Square also available)
- Slide-Up Replacing System



Round diffuser
Standard

Square diffuser
Optional



Specification

Model Name	Voltage Input	Lamp Power	Power Factor	Lumens	Energy Efficiency	Color Rendering	Available Color	Operating temperature	Dimming
SSL5 40K-UNV-C90	AC100~240V	5.2 W	PF〉0.9	488 lm	95 lm/W	Ra〉90	2,700K/3,000K/3,500K/4,000K/5,700K	0~45℃	Non dimming
SSL10 40K-UNV-C90	AC100~240V	9.7 W	PF〉0.9	982 lm	101 lm/W	Ra〉90	2,700K/3,000K/3,500K/4,000K/5,700K	0~45℃	Non dimming
SSL15 40K-UNV-C90	AC100~240V	14.9 W	PF〉0.9	1,528 lm	102 lm/W	Ra〉90	2,700K/3,000K/3,500K/4,000K/5,700K	0~45℃	Non dimming
SSL20 40K-UNV-C90	AC100~240V	19.9 W	PF〉0.9	2,056 lm	103 lm/W	Ra〉90	2,700K/3,000K/3,500K/4,000K/5,700K	0~45℃	Non dimming
DSSL10 40K-UNV-C90	AC100~240V	10.6 W	PF〉0.9	954 lm	89 lm/W	Ra〉90	2,700K/3,000K/3,500K/4,000K/5,700K	0~45℃	Dimming
DSSL15 40K-UNV-C90	AC100~240V	14.8 W	PF〉0.9	1,387 lm	94 lm/W	Ra〉90	2,700K/3,000K/3,500K/4,000K/5,700K	0~45℃	Dimming
DSSL20 40K-UNV-C90	AC100~240V	20.6 W	PF〉0.9	1,921 lm	93 lm/W	Ra〉90	2,700K/3,000K/3,500K/4,000K/5,700K	0~45℃	Dimming

Dimension

Model Name	Voltage Input (V)	Lamp Power (W)	A (mm)	B (mm)	C (mm)
SSL5 40K-UNV-C90	AC100~240V	5.2	320	32.3	35.2
SSL10 40K-UNV-C90	AC100~240V	9.7	580	32.3	35.2
SSL15 40K-UNV-C90	AC100~240V	14.9	870	32.3	35.2
SSL20 40K-UNV-C90	AC100~240V	19.9	1,160	32.3	35.2
DSSL10 40K-UNV-C90	AC100~240V	10.6	580	32.3	35.2
DSSL15 40K-UNV-C90	AC100~240V	14.8	870	32.3	35.2
DSSL20 40K-UNV-C90	AC100~240V	20.6	1,160	32.3	35.2

Notice

- Max.connection(Dimming) : 20pcs
- Max.connection(Non dimming) : 400W
- 5W(80pcs), 10W(40pcs), 15W(26pcs), 20W(20pcs)

* Standard type (Round diffuser)



* Optional type (Square diffuser)



Connection

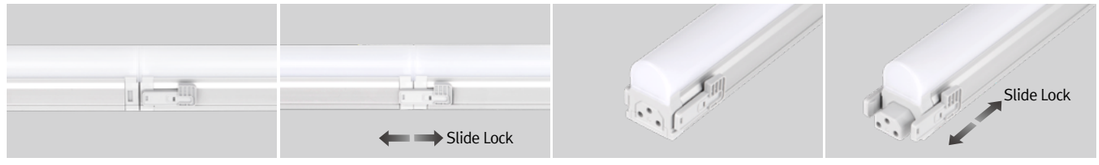

Accessories

ⓐ Connecting cable

SSLPTC/T	SSLPTC1/T	SSLPTC2/T	SSLPTC4/T	SSLPTC6/T
150mm(6inch)	300mm(1feet)	600mm(2feet)	1,200mm(4feet)	1,800mm(6feet)



ⓑ Power cord (1,800mm) (Non dimming)

SSLPC230/T



ⓒ Open power cord (1,800mm) (Dimming)

DSSLOPC230/T



ⓓ Mounting bracket (Metal Bracket)

SSL-BRACKET1(A) : 1set = 2pcs



ⓔ Dimming Interface (Phase to PWM translator)

FDA-P1H : 1CH 200W (200W/CH, 1CH)



ⓕ Dimming Interface (DMX512 to PWM translator)

FDA-P2M : 2CH Max. 400W (200W/CH, 2CH)



ⓖ Dimming Interface (0-10V/1-10V to PWM translator)

DA02V10SE : Max. 400W (200W/CH, 2CH)



FELUX

SlimLamp Slide-V

Strong, Secure with Smart Locking System

Universal Dimming Line Voltage LED for Cove Lighting

- Easy slide connection system
- Slim design with seamless lighting
- 0-10V dimming integrated ballast
- Round/Square Diffuser Available
- Slide-Up replacing system
- 100-277V Universal Voltage









Specification

Model Name	Voltage Input	Lamp Power	Lumens	Energy Efficiency	Color Rendering	Available Color	Operating temperature	Dimming
VSSL10 40K-UNV-C90	AC100 ~ 277V	9.2 W	730.3 lm	75 lm/W	Ra ⟩ 90	2,200K/2,500K/2,700K/3,000K/3,500K/4,000K/5,700K	0~45℃	0~10V Dimming
VSSL15 40K-UNV-C90	AC100 ~ 277V	14.8 W	1,208.3 lm	82 lm/W	Ra ⟩ 90	2,200K/2,500K/2,700K/3,000K/3,500K/4,000K/5,700K	0~45℃	0~10V Dimming
VSSL20 40K-UNV-C90	AC100 ~ 277V	20.3 W	1,697.4 lm	84 lm/W	Ra ⟩ 90	2,200K/2,500K/2,700K/3,000K/3,500K/4,000K/5,700K	0~45℃	0~10V Dimming

Dimension

Model Name	Voltage Input (V)	Lamp Power (W)	A (mm)	B (mm)	C (mm)
VSSL10 40K-UNV-C90	AC100~277	9.2	580	32.3	35.2
VSSL15 40K-UNV-C90	AC100~277	14.8	870	32.3	35.2
VSSL20 40K-UNV-C90	AC100~277	20.3	1,160	32.3	35.2

Notice

- Max.connection(Dimming) : 20pcs
- Max.connection(Non dimming) : 400W
- 10W(40pcs), 15W(26pcs), 20W(20pcs)

* Standard type (Round diffuser)



* Optional type (Square diffuser)



Wire Diagram

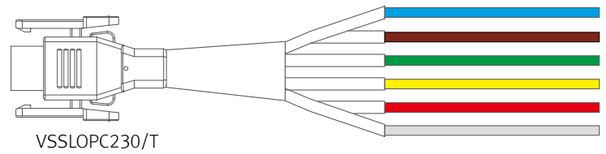

VSSLOPC230/T

Connection



Accessories

ⓐ Open power cord

VSSLOPC230/T	VSSLOPC1/T	VSSLOPC2/T	VSSLOPC4/T
1800mm(6feet)	300mm(1feet)	600mm(2feet)	1,200mm(4feet)

ⓐ



ⓑ Connecting cable

VSSLPTC/T	VSSLPTC1/T	VSSLPTC2/T	VSSLPTC4/T	VSSLPTC6/T
150mm(6inch)	300mm(1feet)	600mm(2feet)	1,200mm(4feet)	1,800mm(6feet)

ⓑ



ⓒ Mounting bracket

SSL-BRACKET1(A) : 1set = 2pcs
SSL-BRACKET1(B) : 1set = 3pcs

ⓒ



ⓓ Angled bracket

SSL-BRACKET2(A) : 1set = 2pcs
SSL-BRACKET2(B) : 1set = 3pcs

ⓓ



ⓔ Magnet bracket

SSL-BRACKET-M(A) : 1set = 2pcs
SSL-BRACKET-M(B) : 1set = 3pcs

ⓔ



FELUX

EcoSlimLamp LED

LED for Display, Cabinet, Furniture & Cove

Linear Perfection with Slimlamp

CE c UL US LISTED

- AC power driver built in
- Dark spot free at the linking point
- Round and flat miky diffuser
- Isolation circuit applied





Specification

Model Name	Power Input	Lamp Power	Current consumption	Power Factor	Lumens	Efficiency	Color Rendering	Available Color	Operating Temperature
ELS5 40K-230V	AC220~240V	5 W	0.025A	PF ⟩ 0.9	425 lm	85 lm/W	Ra ⟩ 80	3,000K/4,000K/5,700K	0~45℃
ELS10 40K-230V	AC220~240V	9.8 W	0.031A	PF ⟩ 0.9	1,092 lm	112 lm/W	Ra ⟩ 80	3,000K/4,000K/5,700K	0~45℃
ELS15 40K-230V	AC220~240V	14 W	0.050A	PF ⟩ 0.9	1,504 lm	107 lm/W	Ra ⟩ 80	3,000K/4,000K/5,700K	0~45℃
ELS20 40K-230V	AC220~240V	19 W	0.069A	PF ⟩ 0.9	1,968 lm	103 lm/W	Ra ⟩ 80	3,000K/4,000K/5,700K	0~45℃

Dimension

Model Name	Power Input (V)	Lamp Power (W)	A (mm)	B (mm)	C (mm)
ELS5 40K-230V	AC220~240	5	320	23.5	32.5
ELS10 40K-230V	AC220~240	9.8	580	23.5	32.5
ELS15 40K-230V	AC220~240	14	880	23.5	32.5
ELS20 40K-230V	AC220~240	19	1,180	23.5	32.5



Max. connection

- Max. commection : 400W
  10W(40pcs), 15W(26pcs), 20W(20pcs)

Lamp Color



Accessories

ⓐ Connecting cable

ELSPTC/T	ELSPTC1/T	ELSPTC2/T	ELSPTC4/T	ELSPTC6/T
150mm(6inch)	300mm(1feet)	600mm(2feet)	1,200mm(4feet)	1,800mm(6feet)



Power cord

General type ⓑ ELSPC230/T (1,800mm)
Vertical type : ⓒ ELSPC230/SM1/T
Horizontal type : ⓓ ESLPC230/SM2/T (1,800mm)







ⓔ Direct connector : ELSCPL/T



ⓕ Direct connector : ELSPCL

Compatible connector between Eco Slimlamp LED and slimlamp power cord (DLPC230/T)



ⓖ End Cap : ELS-CAP



ⓗ Mounting bracket

ELS-BRACKET1(A) : 1set = 2pcs
ELS-BRACKET1(B) : 1set = 3pcs



FELUX

TuneLight 2

Dimmable LED for cabinet

Display for TuneLite

- AC Power driver built in
- Isolation circuit applied
- Perfect cabinet lighting with spot free
- Dimmable with available accessories
- On/off swich and motion sensor option





Various options







Specification

Model name	Power Input	Lamp Power	Lumens	Efficiency	Color Rendering	Available Color	Operating Temperature
TUN7 40K-UNV-C90	AC100~240V	7.4 W	444 lm	64 lm/W	Ra〉90	2,700K/3,000K/3,500K/4,000K/5,700K	0~45℃
TUN11 40K-UNV-C90	AC100~240V	11.5W	763 lm	66 lm/W	Ra〉90	2,700K/3,000K/3,500K/4,000K/5,700K	0~45℃
TUN15 40K-UNV-C90	AC100~240V	15.5 W	1,040 lm	67 lm/W	Ra〉90	2,700K/3,000K/3,500K/4,000K/5,700K	0~45℃
TUN7 40K-UNV-S	AC100~240V	7.4 W	444 lm	64 lm/W	Ra〉90	2,700K/3,000K/3,500K/4,000K/5,700K	0~45℃
TUN11 40K-UNV-S	AC100~240V	11.5 W	763 lm	66 lm/W	Ra〉90	2,700K/3,000K/3,500K/4,000K/5,700K	0~45℃
TUN15 40K-UNV-S	AC100~240V	15.5 W	1,040 lm	67 lm/W	Ra〉90	2,700K/3,000K/3,500K/4,000K/5,700K	0~45℃

Dimension

Model name	Power Input (V)	Lamp Power (W)	A (mm)	B (mm)	C (mm)
TUN7 40K-UNV-C90	AC100~240	7.4	526	52	18
TUN11 40K-UNV-C90	AC100~240	11.5	836	52	18
TUN15 40K-UNV-C90	AC100~240	15.5	1,145	52	18
TUN7 40K-UNV-S	AC100~240	7.4	526	52	18
TUN11 40K-UNV-S	AC100~240	11.5	836	52	18
TUN15 40K-UNV-S	AC100~240	15.5	1,145	52	18

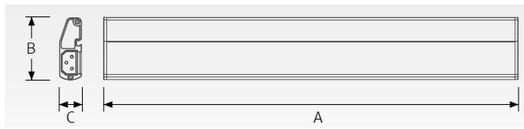

Max. connection

- Max. connection(Dimming) : 20pcs
- Max. connection(Non-Dimming) : 400W
  7W(57pcs), 11W(36pcs), 15W(26pcs)

Accessories

ⓐ Connecting cable for Non-dimming

TUNPTC/T	TUNPTC1/T	TUNPTC2/T	TUNPTC4/T	TUNPTC6/T
150mm(6inch)	300mm(1feet)	600mm(2feet)	1,200mm(4feet)	1,800mm(6feet)

ⓑ Connecting cable for dimming

DTUNPTC/T	DTUNPTC1/T	DTUNPTC2/T	DTUNPTC4/T	DTUNPTC6/T
150mm(6inch)	300mm(1feet)	600mm(2feet)	1,200mm(4feet)	1,800mm(6feet)

ⓒ Power Cord (1,800mm)
TUNPC230/T

ⓓ Power Cord (1,800mm)
TUNPC230/SM2/T

ⓔ Open Power Cord (1,800mm)
DTUNOPC230/T

ⓕ Open Power Cord
DTUNOPC230/SM2/T

ⓖ Direct connector
TUNCPL

ⓗ End Cap
TUN-CAP

ⓘ Mounting bracket
TUN-Bracket

ⓙ Mounting bracket
TUN-Bracket 1

ⓚ Dimming Interface (Phase to PWM translator)
FDA-P1H : 1CH 200W (200W/CH, 1CH)

ⓛ Dimming Interface (DMX512 to PWM translator)
FDA-P2M : 2CH Max 400W (200W/CH, 2CH)

ⓜ Dimming Interface (0-10V/1-10V to PWM translator)
DA02V10SE : Max. 400W (200W/CH, 2CH)

ⓝ Motion sensors
TUN-OSM





Other System Interface (AC type) 208

Other System Interface (DC type) 210

Feelmaster 212

Dimming System

Other system Interface-AC Type

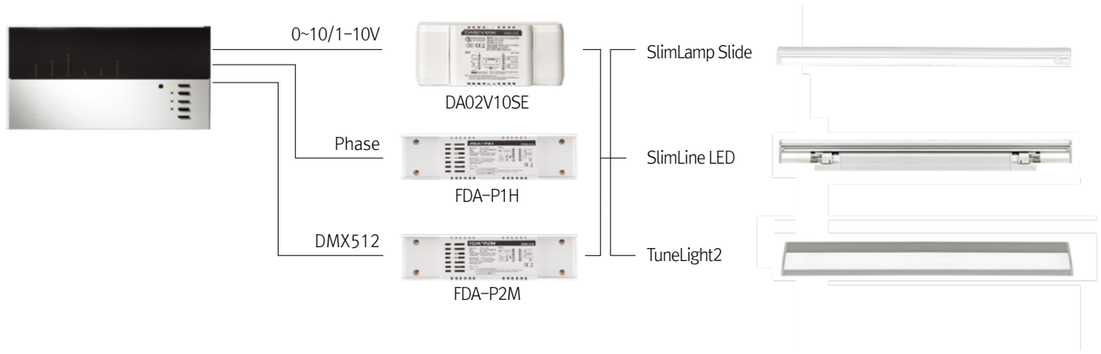



DA02V10SE (0-10V/1-10V to PWM translator)



Specification

Channel 2CH
Input Signal DC 0-10v/1-10V
Out Power DC220-240V, PWM output 2CH
Output Load Max 10pcs of AC dimming products per channel and up to 200W per channel
Size W139.8 X H58.4 X D33 (mm)
Rated Input AC 220-240V, 50/60Hz

Wiring

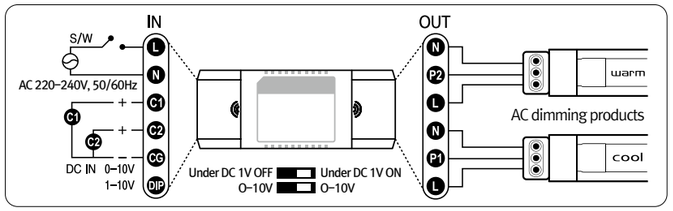

FDA-P1H (Phase to PWM translator)



Specification

Channel 1CH
Input Signal Phase
Output Signal PWM
Output Load Max 10pcs of AC dimming products per Channel and up to 200W per feed
Size W200 X H50 X D35 (mm)
Rated Input AC 220-240V, 50/60Hz, 2A

Wiring

For 240V Resistive Dimmer

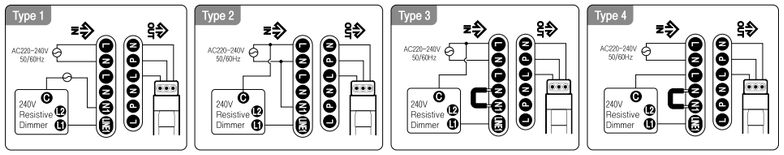

For System Dimmer

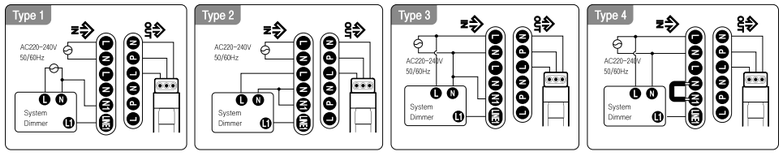

FDA-P2M (DMX512 to PWM translator)



Specification

Channel 2CH (Up to 512CH extended)
Input Signal DMX512
Output Signal PWM
Output Load Max 10pcs of AC dimming products per channel and up to 200W per channel
Size W200 X H50 X D35 (mm)
Rated Input AC 220-240V, 50/60Hz, 3A

Wiring

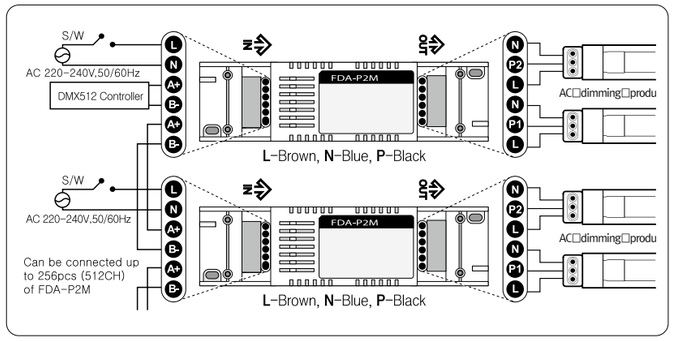

Dimming System

Other system Interface-DC Type

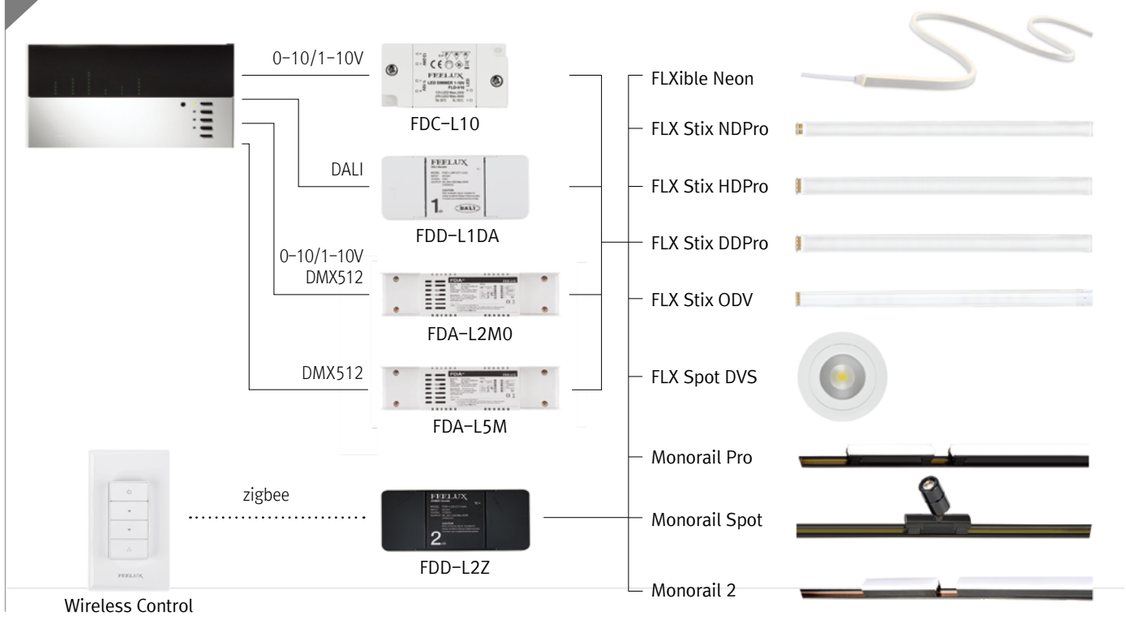

FDD-L1DA (DALI to PWM translator)



Specification

Channel 1CH
Input Signal DALI
Output Signal PWM
Output Load DC 24V LED Max. 200W (100W/CH)
Size W108 X H20 X D47 (mm)
Rated Input DC 24V

Wiring

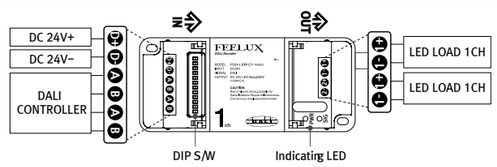

FDC-L10 (0-10V/1-10V to PWM translator)



Specification

Channel 1CH
Input Signal DC 0-10V, DC 1-10V
Output Signal PWM
Output Load DC 24V LED Max. 100W
Size W78 X H40 X D16 (mm)
Rated Input DC 24V

Wiring

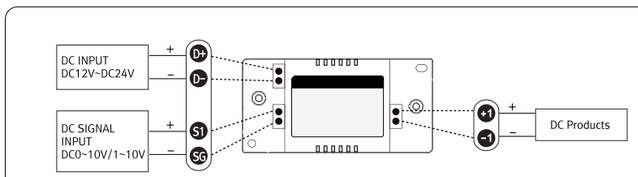

FDA-L2M0 (DMX512/0-10V/1-10V to PWM translator)



Specification

Channel 2CH
Input Signal DMX512, DC 0~10V/1~10V
Output Signal PWM
Output Load DC 24V LED Max.200W(100W/CH)
Size W200 X H50 X D35 (mm)
Rated Input DC 24V

Wiring

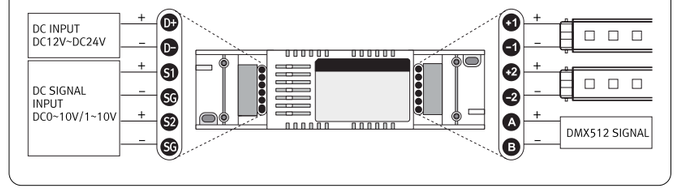

FDA-L5M (DMX512 to PWM translator)



Specification

Channel 5CH
Input Signal DMX512
Output Signal PWM
Output Load DC 24V LED Max.250W(50W/CH)
Size W200 X H50 X D35 (mm)
Rated Input DC 24V

Wiring

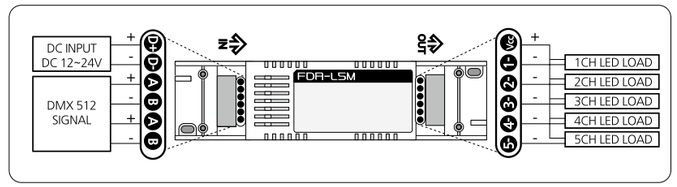

WIRELESS CONTROL

FSM-Z1 (ZIGBEE Switch)



Specification

Rated Input DC 3V(CR2032 Battery)
Size W120 X H14.5 X D70 (mm)
Output Signal ZIGBEE

FDD-L2Z (ZIGBEE Interface)



Specification

Model no	FDD-L2Z
Input Voltage	DC 24V
Output load	DC 24V LED Max.200W (100W/CH)
Input Signal	ZIGBEE
Channel	2CH
Size	W108 X H20 X D47 (mm)

Dimming System

Feelmaster



FeelMaster(Dimming System)

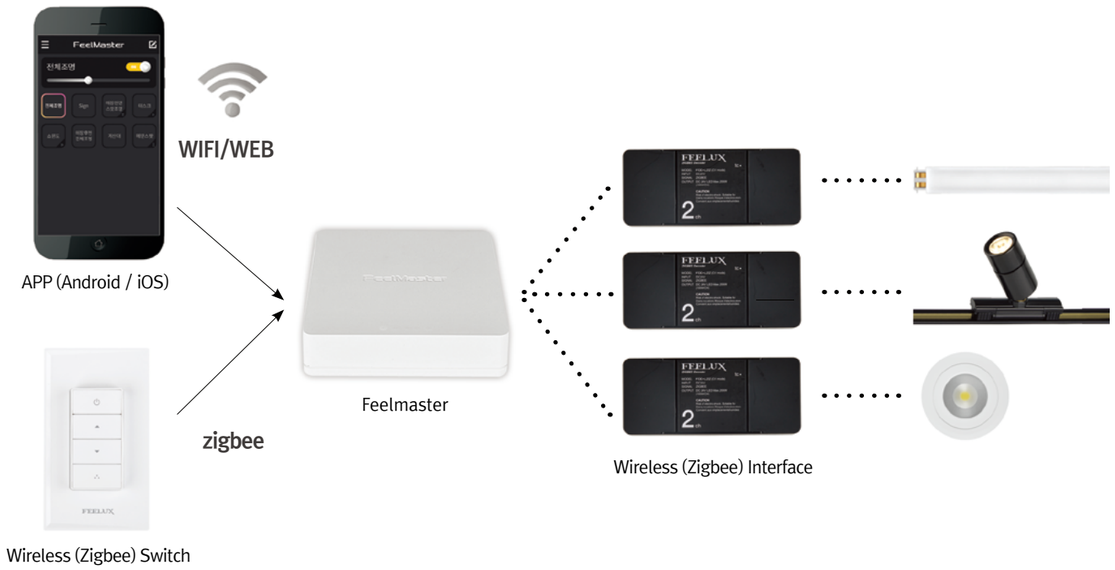



Feelmaster



Specification

Model No	FM-IA2400
Channel	Max 64 channel
Support controller	
WAN	1 Port, 10/100 Base-T, RJ45
LAN	1 Port, 10/100 Base-T, RJ45
WIFI	Compliant to IEEE802.11 b/g/n
Zigbee	Compliant to IEEE802.15.4
FeelNet	1 Port (DMX512/RS485), RJ45
USB	USB2.0
Size	100(W) X 100(D) X 25(H) mm
Input Voltage	DC 12V ~ 24V

FSM-Z1 (ZIGBEE Switch)



Specification

Rated Input	DC 3V(CR2032 Battery)
Size	W120 X H14.5 X D70 (mm)
Output Signal	ZIGBEE

FDD-L2Z (ZIGBEE Interface)



Specification

Model no	FDD-L2Z
Input Voltage	DC 24V
Output load	DC 24V LED Max.200W (100W/CH)
Input Signal	ZIGBEE
Channel	2CH
Size	W108 X H20 X D47 (mm)



Gottesman Associates

